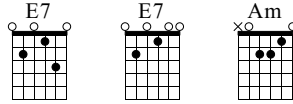


Farrucas

Juan Serrano



Standard tuning

♩ = 150

i s a m i

E7 E7 Am

The first system of music for 'Farrucas' is in 4/4 time. It features a treble clef and a key signature of one sharp (F#). The melody is written in the treble clef, and the guitar accompaniment is written in the bass clef. The guitar part consists of a series of chords and arpeggios. The chords are E7, E7, and Am. The guitar part is written in a style that is common for flamenco guitar, with a focus on rhythm and harmony. The first system ends with a double bar line.

Am Am

The second system of music for 'Farrucas' continues the melody and guitar accompaniment. It features a treble clef and a key signature of one sharp (F#). The melody is written in the treble clef, and the guitar accompaniment is written in the bass clef. The guitar part consists of a series of chords and arpeggios. The chords are Am and Am. The second system ends with a double bar line.

Am

The third system of music for 'Farrucas' continues the melody and guitar accompaniment. It features a treble clef and a key signature of one sharp (F#). The melody is written in the treble clef, and the guitar accompaniment is written in the bass clef. The guitar part consists of a series of chords and arpeggios. The chords are Am. The third system ends with a double bar line.

1. 2.

let ring

The fourth system of music for 'Farrucas' continues the melody and guitar accompaniment. It features a treble clef and a key signature of one sharp (F#). The melody is written in the treble clef, and the guitar accompaniment is written in the bass clef. The guitar part consists of a series of chords and arpeggios. The chords are Am. The fourth system ends with a double bar line.

13

let ring

T
A
B

16

let ring

T
A
B

20

Am

let ring

T
A
B

23

let ring

T
A
B


26

Am

let ring


T
A
B

41 Am




TAB

43




TAB

45 Am




TAB

49



TAB

50



TAB

51

let ring let ring let ring let ring let ring

TAB: 1 3 3 3 3 1 1 1 1 0 0 0 0 0 0 0 0 1

52

let ring let ring let ring let ring let ring

TAB: 0 0 0 0 0 0 1 1 1 1 1 1 1 1 3 1 1 1 1 1

53

let ring let ring let ring let ring

fff f

TAB: 1 1 1 0 0 0 0 0 0 0 0 0 0 0 0 0 0 0 0 0 0

Am

55

TAB: 0 1 1 0 1 0 1 0 1 0 1 1 3 0 1 3 1 0 4 0 1 2 0 1 0 4 0

58

TAB: 7 4 0 1 0 3 0 1 1 0 1 0 1 0 3 2 3 2 0 2 0 3 2 3 2 0 3 2 3

62

TAB

65

Am

TAB

69

TAB

72

Am

TAB

76

let ring

TAB