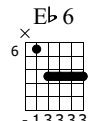
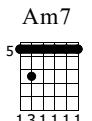
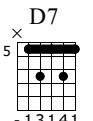
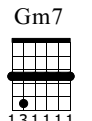
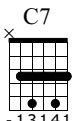
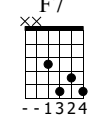
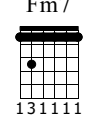
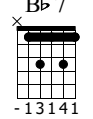
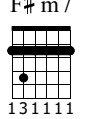
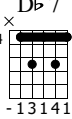


Groovin' High

Dizzy Gillespie

 Eb6 -13333	 Am7 131111	 D7 -13141	 Gm7 131111	 C7 -13141
 F7 --1324	 Fm7 131111	 Bb7 -13141	 F#m7 131111	 Db7 -13141

Standard tuning

Moderate ♩ = 120

S-Gt



Chord progressions and dynamics:

- System 1: Eb6 (f)
- System 2: D7, Eb6, Gm7
- System 3: C7, F7, Fm7 (1. ending)
- System 4: Bb7, Gm7, F#m7, Fm7

16 $B\flat 7$ $Fm7$ $B\flat 7$ $Fm7$

T
A
B

20 $D\flat 7$ $E\flat 6$

T
A
B