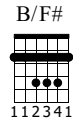
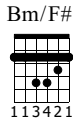
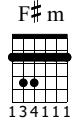
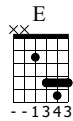
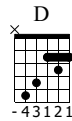
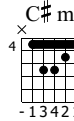
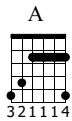
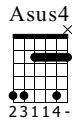


Flowers Never Bend With The Rainfall

Simon & Garfunkel

Parsley Sage Rosemary and Thyme

Words & Music by Paul Simon



Standard tuning

♩ = 200

Intro
Asus4

mf
Capo. fret 2
let ring

T
A
B

Verse
A

let ring

T
A
B

C#m D A A

let ring let ring let ring

T
A
B

C#m D A A

let ring -----|

T	(0) 3	4	3	(3) 1	0	0	3	3
A	2	4	2	3	2	0	0	0
B	2	4	2	3	2	0	0	3

A A C#m

let ring -----|

T	3	0	3	0	3	3	3	2
A	(0)	0	0	(0)	0	0	0	4
B	3	0	3	3	0	3	0	2

D A A C#m

let ring -----| let ring let ring let ring let ring -----|

T	(3) 1	0	0	0	0	0	(0) 3	4
A	3	2	2	0	0	0	(0)	4
B	3	2	2	0	0	0	2	4

D A A A

let ring -----|

T	(3) 1	0	0	3	3	3	3	0
A	3	2	2	0	0	0	(0)	0
B	3	2	2	0	0	0	3	0

Chorus

E E D A

let ring -----|

T	(0)	2	3	2	3	(3)	2	3	2	3	(3)	1	0	0	0
A	(0)	2	0	2	3	0	2	3	0	2	3	2	0	0	0
B	0	0	0	0	0	0	0	0	0	0	3	2	2	0	0

A A F#m

let ring -----|

T	(0)	0	0	0	0	(0)	0	0	0	0	(0)	0	0	0	0
A	0	0	0	0	0	0	0	0	0	0	0	2	0	2	0
B	3	3	3	3	3	3	3	2	0	0	0	0	0	0	0

F#m Bm/F# Bm/F#

let ring -----|

T	0	0	0	0	0	(0)	1	2	1	1	1	1	1	1	1
A	0	0	2	0	2	0	0	2	2	2	2	2	2	2	2
B	0	0	0	0	0	0	0	0	0	0	0	0	0	0	0

F#m F#m B/F#

let ring -----|

fff *mf fff mf*

T	(1)	0	0	0	0	(0)	0	0	0	0	(0)	2	3	3	3
A	2	0	2	2	2	0	2	0	2	0	0	2	2	2	2
B	0	0	0	0	0	0	0	0	0	0	0	0	0	0	0

B/F# D A Asus4

34

fff *mf* *fff* *mf* *fff* *mf* *fff* *mf* *fff* *mf* *fff* *mf* *fff* *mf* *fff* *mf*

let ring -----|

T 0 3 2 (2) 1 1 0 0

A 2 2 2 2 3 2 0 0

B 0 0 3 2 3 2 2 0 2 0 3 3 0 3

Asus4 Asus4 Verse A C#m

38

let ring -----|

T 0 3 0 0 0 0 0 0 3 4 3

A 3 0 3 0 (0) 0 0 0 0 (0) 4 4 4

B 3 3 3 0 3 3 0 0 2 4 2 4

D A A C#m

42

let ring -----|

T (3) 1 0 0 0 0 0 0 0 0 3 4 3

A 3 2 0 0 0 0 0 0 0 (0) 4 4 4

B 3 2 2 0 0 3 3 2 4 2 4

D A A A

45

let ring -----|

T (3) 1 0 0 0 0 0 0 0 0 1 0 0 0

A 3 2 0 0 0 0 0 0 0 0 0 0 0 0

B 3 2 2 0 0 3 3 3 3 3 3 3

A C#m D A

let ring -----|

T	(0) 0 0 0	(0) 3 4 3	(3) 1 0 0
A	0 0 0 0	4 4 2 4	2 0 0 0
B	3 3	2 2	3 2 2 0

A C#m D A

let ring -----|

T	(0) 0 0 0	(0) 3 4 3	(3) 1 0 0
A	0 0 0 0	4 4 2 4	2 0 0 0
B	3 3	2 2	3 2 2 0

A A **Chorus**
E

let ring -----|

T	(0) 0 0 0	1 0 0 0	2 3 2 3
A	0 0 0 0	0 0 0 0	(0) 2 3 0 2 3
B	3 3	3 3	0 0 0 2 3

E D A A

let ring -----|

T	(3) 2 3 2	(3) 1 0 0	(0) 0 0 0
A	0 2 0 2 3	3 2 0 0	0 0 0 0
B	0 2 0 2 3	3 2 2 0	3 3

A F# m

let ring

TAB (0) 0 0 0 0 | (0) 2 0 2 0

F# m Bm/F#

let ring

TAB (0) 0 2 2 | (0) 1 2 1 2 0

Bm/F# F# m

let ring

TAB (1) 1 2 2 | (1) 0 0 2 0

F# m B/F# B/F# D

let ring

fff mf fff mf fff mf fff mf fff mf fff mf

TAB (0) 0 0 0 | (0) 2 3 2 | 0 3 2 | (2) 1 1 | 2 2 0 | 0 2 2 | 0 2 2 | 3 2 3 2

A Asus4 Asus4 Asus4

70

fff *mf* *fff* *mf*

let ring

T 0 0 0 0

A 0 0 0 0

B 2 2 2 0

Verse A C#m D A

74

let ring

T 0 0 0 0

A (0) 0 0 0

B 5 3 2 4

A C#m D A

77

let ring

T (0) 0 0 0

A (0) 0 0 0

B 3 3 2 4

A A A

80

let ring

T 0 0 0 0

A (0) 0 0 0

B 3 3 3 3

C#m D A A

83

let ring -----|

T	(0) 3	4	3	(3) 1	0	0	(0) 0	0	0
A	2	4	2	3	2	2	0	0	0
B							3	3	

C#m D A

86

let ring -----|

T	(0) 3	4	3	(3) 1	0	0	(0) 0	0	0
A	2	4	2	3	2	2	0	0	0
B							3	3	

Chorus

A E E

89

let ring -----|

T	1	0	0	0	2	3	2	3	(3) 2	3	2	3
A		0	0	0	(0) 0	2	0	2	0	2	0	2
B	3		3						0	0	0	2

D A A A

92

let ring -----|

T	(3) 1	0	0	(0) 0	0	0	(0) 0	0	0
A	3	2	2	0	0	0	0	0	0
B				3	3		3	3	2

95 F#m

let ring

TAB

(0)	0	0	0	0
	2	0		2
0		0		

96 F#m Bm/F#

let ring

TAB

(0)	0	0	0	1	1
	2		2	0	2
0		0		2	2

98 Bm/F#

let ring

TAB

1	1		1	
		2		2
0			0	

99 F#m

let ring

TAB

(1)	0	0	0	0
	2	0		2
0		0		

F#m B/F#

let ring ----- *fff mf fff mf*

T	0	0	0	0	2	3
A	(0)	2	2	2	0	2
B	0	0	0	0	0	0

B/F# D A Asus4

let ring ----- *fff mf fff mf fff mf fff mf fff mf fff mf*

T	0	3	2	(2)	1	1	0	0	0
A	0	2	2	3	2	3	2	0	2
B	0	0	0	3	2	3	2	2	0

Asus4 Asus4 Asus4 Asus4 Asus4

let ring -----

T	0	3	0	0	3	0	0	3	0
A	3	0	3	0	3	0	3	0	3
B	3	3	3	3	3	3	3	3	3

Asus4 Asus4 Asus4

let ring -----

T	0	3	0			
A	3	0	3			
B	3	3	3			