

Nelly Furtado - Manos al aire

♩ = 123,999992

The musical score is arranged in a vertical stack of staves. The top section includes:

- Percussion:** A drum staff with a 4/4 time signature. It shows four 'x' marks on the snare line in the second measure, indicating a rimshot.
- Vibraphone:** A staff with a treble clef and 4/4 time signature, showing a whole note in the second measure.
- Jazz Guitar (two staves):** Each staff has a treble clef and 4/4 time signature. The first staff includes guitar tablature (TAB) with notes D, A, G, D, B, A, G, D, A, B. The second staff includes guitar tablature with notes T, A, B, T, A, B, A, D.
- Electric Guitar (two staves):** Each staff has a treble clef and 4/4 time signature, showing a whole note in the second measure.
- 7-string Electric Guitar:** A staff with a treble clef and 4/4 time signature, showing a whole note in the second measure.
- 5-string Electric Bass:** A staff with a bass clef and 4/4 time signature, showing a whole note in the second measure.

The bottom section includes:

- Alto:** A staff with a treble clef and 4/4 time signature, showing a whole note in the second measure.
- Reverse Cymbals:** A staff with a treble clef and 4/4 time signature, showing a whole note in the second measure.
- Synth Strings:** A staff with a treble clef and 4/4 time signature, showing a whole note in the second measure.
- Lead 1 (Square):** A staff with a treble clef and 4/4 time signature, showing a whole note in the second measure.
- Viola:** A staff with an alto clef and 4/4 time signature, showing a whole note in the second measure.
- Solo:** A staff with a treble clef and 4/4 time signature, showing a whole note in the second measure.

At the bottom, there are two staves with a treble clef and 4/4 time signature, each showing a whole note in the second measure. The text "All_Right Reserved www.midiart.de" is written across these staves.

www.midiart.de
www.midiart.de

3

J. Gtr. TAB 4 0 0 0 0 0 0 0 0 4 0 0 0 0 0 0 0

J. Gtr. TAB 7 7 7 7 7 7 7 7 7 7 7 7 7 7 7 7 7

J. Gtr. TAB 9 9 9 9 9 9 9 9 9 9 9 9 9 9 9 9 9

J. Gtr. TAB 7 7 7 7 7 7 7 7 7 7 7 7 7 7 7 7 7

J. Gtr. TAB 9 9 9 9 9 9 9 9 9 9 9 9 9 9 9 9 9

Vib. *(Musical notation)*

Solo *(Musical notation)*

Tъ, que pier des el cont rol

5

J. Gtr. TAB 0 4 4 4 4 4 4 4 0 4 4 4 4 4 4 4 4

J. Gtr. TAB 7 8 8 8 8 8 8 8 7 8 8 8 8 8 8 8 8

J. Gtr. TAB 7 0 0 0 0 0 0 0 7 0 0 0 0 0 0 0 0

J. Gtr. TAB 0 4 4 4 4 4 4 4 0 4 4 4 4 4 4 4 4

J. Gtr. TAB 7 8 8 8 8 8 8 8 7 8 8 8 8 8 8 8 8

J. Gtr. TAB 7 0 0 0 0 0 0 0 7 0 0 0 0 0 0 0 0

Vib. *(Musical notation)*

Solo *(Musical notation)*

7

J. Gtr. TAB 4 0 0 0 0 0 0 0 4 0 0 0 0 0 0 0 0

J. Gtr. TAB 7 7 7 7 7 7 7 7 7 7 7 7 7 7 7 7 7

J. Gtr. TAB 9 9 9 9 9 9 9 9 9 9 9 9 9 9 9 9 9

J. Gtr. TAB 4 0 0 0 0 0 0 0 4 0 0 0 0 0 0 0 0

J. Gtr. TAB 7 7 7 7 7 7 7 7 7 7 7 7 7 7 7 7 7

J. Gtr. TAB 9 9 9 9 9 9 9 9 9 9 9 9 9 9 9 9 9

Solo *(Musical notation)*

Tъ, que pier des el cont rol

9

Vib.

J. Gtr.

J. Gtr.

Solo

Hab lan do en al ta voz



11

Vib.

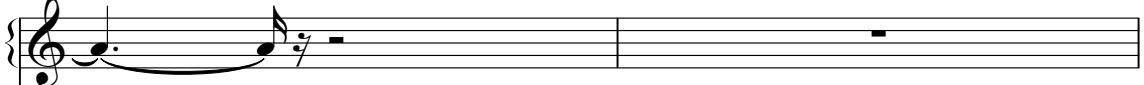
J. Gtr.

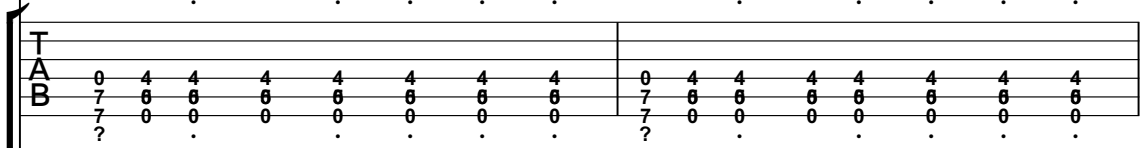
J. Gtr.

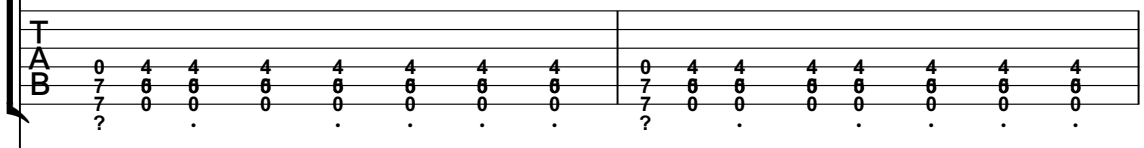
Solo


Hie res mi co ra zyn

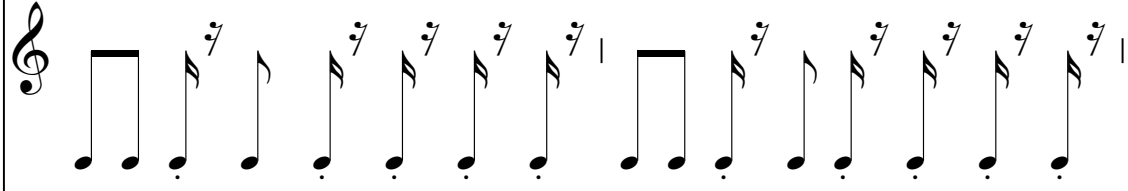
13


Vib. 

J. Gtr. 

J. Gtr. 

Rev. Cym. 

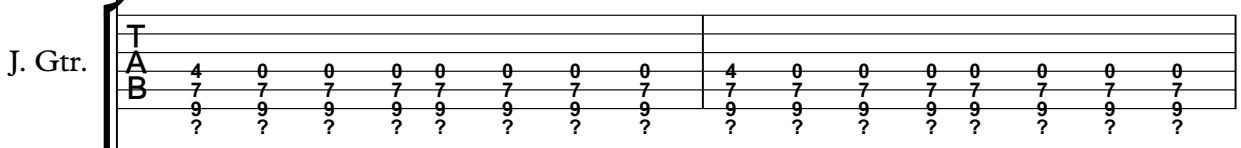


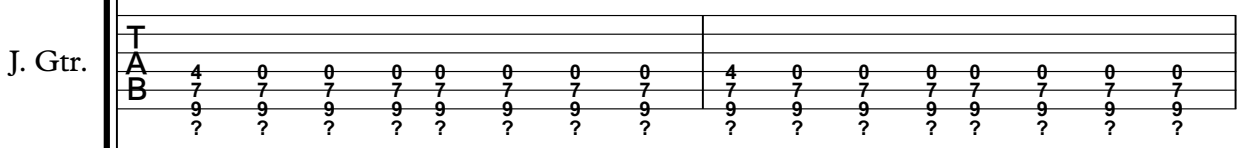



15


Perc. 

Vib. 

J. Gtr. 

J. Gtr. 


E. Bass 

Solo 





Perc. 


Vib. 


J. Gtr. 

T	0	4	4	4	4	4	4	4	0	4	4	4	4	4	4	4
B	7	6	6	6	6	6	6	6	7	6	6	6	6	6	6	6
	?	0	0	0	0	0	0	0	?	0	0	0	0	0	0	0

J. Gtr. 

T	0	4	4	4	4	4	4	4	0	4	4	4	4	4	4	4
B	7	6	6	6	6	6	6	6	7	6	6	6	6	6	6	6
	?	0	0	0	0	0	0	0	?	0	0	0	0	0	0	0


E. Bass 

Solo 


No me pue do ex pli car

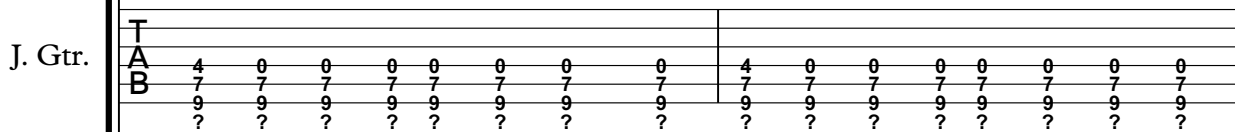




19


Perc. 

Vib. 

J. Gtr. 

J. Gtr. 

E. Bass 

Solo 

Qui ex tra na sen sac i yn.




21

Perc. 

Vib. 

J. Gtr.

T																			
A	0	4	4	4	4	4	4	4	4	0	4	4	4	4	4	4	4	4	4
B	7	8	8	8	8	8	8	8	8	7	8	8	8	8	8	8	8	8	8
	?	0	0	0	0	0	0	0	0	?	0	0	0	0	0	0	0	0	0

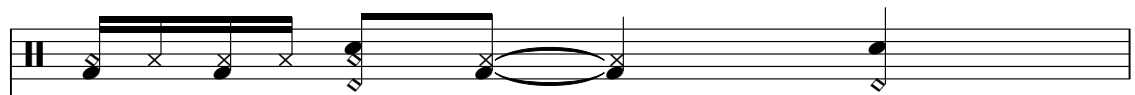
J. Gtr.


T																			
A	0	4	4	4	4	4	4	4	4	0	4	4	4	4	4	4	4	4	4
B	7	8	8	8	8	8	8	8	8	7	8	8	8	8	8	8	8	8	8
	?	0	0	0	0	0	0	0	0	?	0	0	0	0	0	0	0	0	0


E. Bass 





23

Perc. 

Vib. 

J. Gtr. 

E. Bass 

Solo 

TЪ no me quie res en ten der

24

Perc.

Vib.

J. Gtr.


J. Gtr.


E. Bass


Solo


Y me man das a cal lar di ciñn do


25


Perc. 


Vib. 


J. Gtr. 


E. Bass 


Solo 
me No me de bo sor pren der




Perc. 


Vib. 

J. Gtr. 

E. Bass 

Solo 

Por que ash es la rea li dad De nues tro a mor Y



28

Perc.

Vib.

J. Gtr.

J. Gtr.

E. Gtr.

E. Gtr.

E. Bass

Rev. Cym.

Syn. Str.

Solo

yo No ten go ar mas

30

Perc.

Vib.

J. Gtr.

T	0	0	0	0	0	0	0	0	0	0	0	0	0	0	0
A	2	2	2	2	2	2	2	0	0	0	0	0	0	0	0
B	0	0	0	0	0	0	0	4	4	4	4	4	4	4	4
	5	5	5	5	5	5	5	5	5	5	5	5	5	5	5

J. Gtr.

T	0	0	0	0	0	0	0	0	0	0	0	0	0	0	0
A	2	2	2	2	2	2	2	0	0	0	0	0	0	0	0
B	0	0	0	0	0	0	0	4	4	4	4	4	4	4	4
	5	5	5	5	5	5	5	5	5	5	5	5	5	5	5

E. Gtr.

E. Gtr.

T	2	2	2	0	0	0	4	4	4	4	4	4	4	4	4
A	0	0	0	0	0	0	5	5	5	5	5	5	5	5	5
B															

E. Bass

Syn. Str.

Solo

pa ra en fren tar te

32

Perc.

Vib.

J. Gtr.

J. Gtr.

E. Gtr.

E. Gtr.

E. Bass

Syn. Str.

Solo

Pon go mis ma nos,

34

Perc.

Vib.

J. Gtr.

T	0	0	0	0	0	0	0	0	0	0	0	0	0	0	0
A	2	2	2	2	2	2	2	0	0	0	0	0	0	0	0
B	0	0	0	0	0	0	0	4	4	4	4	4	4	4	4
	5	5	5	5	5	5	5	5	5	5	5	5	5	5	5

J. Gtr.

T	0	0	0	0	0	0	0	0	0	0	0	0	0	0	0
A	2	2	2	2	2	2	2	0	0	0	0	0	0	0	0
B	0	0	0	0	0	0	0	4	4	4	4	4	4	4	4
	5	5	5	5	5	5	5	5	5	5	5	5	5	5	5

E. Gtr.

E. Gtr.

T	2	2	2	0	0	0	4	4	4	4	4	4	4	4	4
A	0	0	0	0	0	0	5	5	5	5	5	5	5	5	5
B															

E. Bass

Syn. Str.

Solo

ma nos al ai re

36

Perc.

Vib.

J. Gtr.

T	0	0	0	0	0	0	0	0	0	0	0	0	0
A	0	0	0	0	0	0	0	2	2	2	2	2	2
B	4	4	4	4	4	4	4	0	0	0	0	0	0
	5	5	5	5	5	5	5	5	5	5	5	5	5

J. Gtr.

T	0	0	0	0	0	0	0	0	0	0	0	0	0
A	0	0	0	0	0	0	0	2	2	2	2	2	2
B	4	4	4	4	4	4	4	0	0	0	0	0	0
	5	5	5	5	5	5	5	5	5	5	5	5	5

E. Gtr.

E. Gtr.

T	0	0	0	4	4	4	2	2	0	0	0	0	0	0
A	0	0	0	5	5	5	0	0	0	0	0	0	0	0
B														

E. Bass

Syn. Str.

Vla.

Solo

Sy lo

38

Perc. 


Vib. 

J. Gtr.

T	0	0	0	0	0	0	0	0	0	0	0	0	0
A	2	2	2	2	2	2	2	2	0	0	0	0	0
B	0	0	0	0	0	0	0	0	4	4	4	4	4
	5	5	5	5	5	5	5	5	5	5	5	5	5

J. Gtr.


T	0	0	0	0	0	0	0	0	0	0	0	0	0
A	2	2	2	2	2	2	2	2	0	0	0	0	0
B	0	0	0	0	0	0	0	0	4	4	4	4	4
	5	5	5	5	5	5	5	5	5	5	5	5	5


E. Gtr. 

E. Gtr.

T	2	2	2	0	0	0	4	4	4	4	4	4	4
A	0	0	0	0	0	0	5	5	5	5	5	5	5
B													

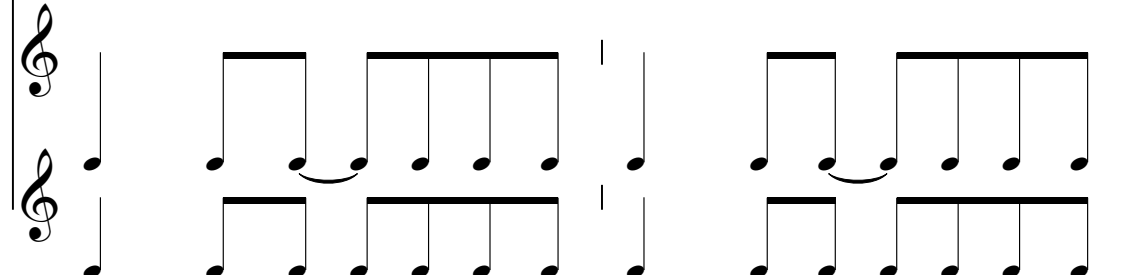
E. Bass 

Syn. Str. 

Vla. 

Solo 

me im por ta a mar te



40

Perc.

Vib.

J. Gtr.

T	0	0	0	0	0	0	0	2	2	2	2	2	2	2	2
A	0	0	0	0	0	0	0	2	2	2	2	2	2	2	2
B	4	4	4	4	4	4	4	2	2	2	2	2	2	2	2
	5	5	5	5	5	5	5								

J. Gtr.

T	0	0	0	0	0	0	0	2	2	2	2	2	2	2	2
A	0	0	0	0	0	0	0	2	2	2	2	2	2	2	2
B	4	4	4	4	4	4	4	2	2	2	2	2	2	2	2
	5	5	5	5	5	5	5								

E. Gtr.

E. Gtr.

T	0	0	0	4	4	4	2	2	0	0	0	0	0	0	0
A	0	0	0	5	5	5			0	0	0	0	0	0	0
B															

E. Bass

Syn. Str.

Vla.

Solo

En cuer po y al ma

42

Perc.

Vib.

J. Gtr.

E. Gtr.

E. Bass

Syn. Str.

Vla.

Solo

co mo e ra a yer

44

Perc.

Vib.

J. Gtr.

T	0	0	0	0	0	0	0								
A	4	4	4	4	4	4	4	4	0	0	0	0	0	0	0
B	5	5	5	5	5	5	5	5	7	7	7	7	7	7	7

J. Gtr.

T	0	0	0	0	0	0	0								
A	4	4	4	4	4	4	4	4	0	0	0	0	0	0	0
B	5	5	5	5	5	5	5	5	9	9	9	9	9	9	9

E. Gtr.

E. Gtr.

T															
A	4	4	4	4	4	4	4								
B	5	5	5	5	5	5	5								

E. Bass


Rev. Cym.


Syn. Str.


Vla.


Solo

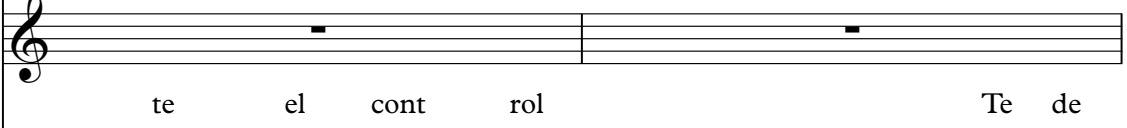
Tъ que per dis

Perc. 


Vib. 

J. Gtr. 

E. Bass 

Solo 

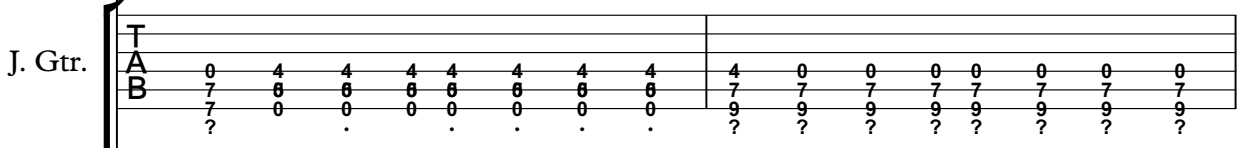
te el cont rol Te de

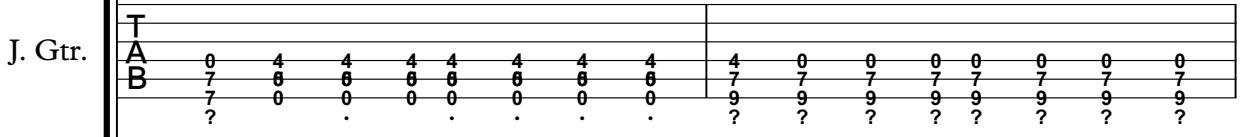



48

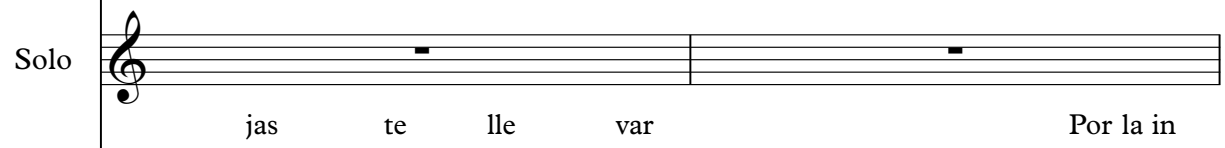
Perc. 

Vib. 

J. Gtr. 

J. Gtr. 

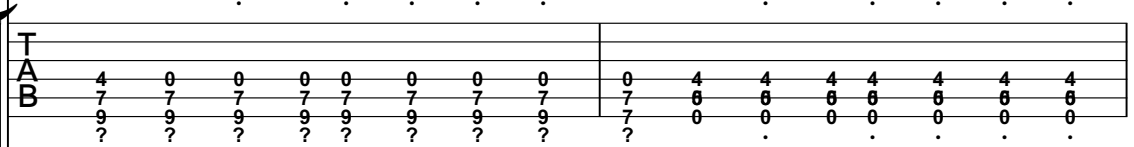
E. Bass 

Solo 





Perc. 


Vib. 


J. Gtr. 

T	4	0	0	0	0	0	0	0	0	4	4	4	4	4	4	4
A	7	7	7	7	7	7	7	7	7	7	6	6	6	6	6	6
B	9	9	9	9	9	9	9	9	9	7	0	0	0	0	0	0
	?	?	?	?	?	?	?	?	?

J. Gtr. 

T	4	0	0	0	0	0	0	0	0	4	4	4	4	4	4	4
A	7	7	7	7	7	7	7	7	7	7	6	6	6	6	6	6
B	9	9	9	9	9	9	9	9	9	7	0	0	0	0	0	0
	?	?	?	?	?	?	?	?	?

E. Bass 

Solo 

se gu ri da d




54

Perc.

Vib.

J. Gtr.

E. Gtr.

E. Bass

A.

Solo

58

Perc.

Vib.

J. Gtr.

E. Gtr.

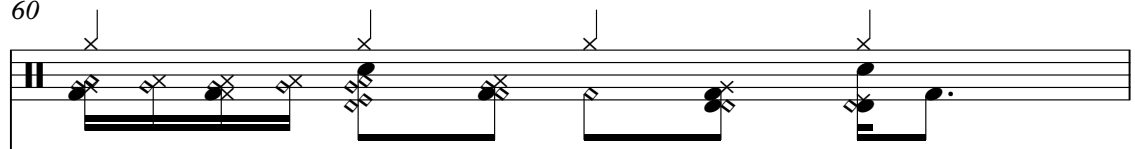
E. Bass

A.

Solo

60

Perc.



J. Gtr.

T	0	4	4	4	4	4	4	4
A	7	6	6	6	6	6	6	6
B	7	0	0	0	0	0	0	0
	?	

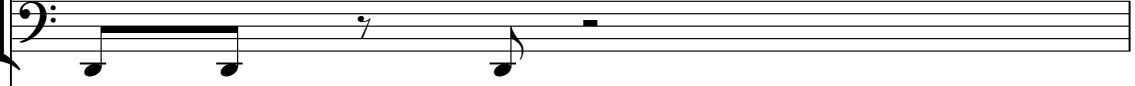
J. Gtr.

T	0	4	4	4	4	4	4	4
A	7	6	6	6	6	6	6	6
B	7	0	0	0	0	0	0	0
	?	


E. Gtr.

T	0	2	3	0	0	3	3
A	0	0	2	2	2	2	2
B	0	0	0	0	0	0	0


E. Bass



Melody 1



Melody 2



62

Perc.

Vib.

J. Gtr.

J. Gtr.

E. Gtr.

E. Bass

Syn. Str.

Solo

T						
A	4	0	0	0	0	0
B	7	7	7	7	7	7
	9	9	9	9	9	9
	?	?	?	?	?	?

T						
A	4	0	0	0	0	0
B	7	7	7	7	7	7
	9	9	9	9	9	9
	?	?	?	?	?	?

T		2	3	3
A	4	0		
B		4	4	

Y me man des a cal lar di ciñ do

64

Perc.

Vib.

J. Gtr.

T	0	4	4	4	4	4	4	4	0	0	0	0	0	0	0
A	7	8	8	8	8	8	8	8	7	7	7	7	7	7	7
B	7	0	0	0	0	0	0	0	9	9	9	9	9	9	9
	?	?	?	?	?	?	?	?

J. Gtr.

T	0	4	4	4	4	4	4	4	0	0	0	0	0	0	0
A	7	8	8	8	8	8	8	8	7	7	7	7	7	7	7
B	7	0	0	0	0	0	0	0	9	9	9	9	9	9	9
	?	?	?	?	?	?	?	?

E. Gtr.

T			3	0	3	3			2	3	3				
A	0	2	2		2	2			0	0					
B	0	0	0		0	0			4	4	4				

E. Bass

Syn. Str.

Solo

O seró el fi nal Y yo no pue do a sh

68

Perc.

Vib.

J. Gtr.

J. Gtr.

E. Gtr.

E. Gtr.

E. Bass

Syn. Str.

Vla.

Solo

pa ra en fren tar te

70

Perc.

Vib.

J. Gtr.

J. Gtr.

E. Gtr.

E. Gtr.

E. Bass

Syn. Str.

Vla.

Solo

Pon go mis ma nos,

72

Perc.

Vib.

J. Gtr.

J. Gtr.

E. Gtr.

E. Gtr.

E. Bass

Syn. Str.

Vla.

Solo

ma nos al ai re

Musical score for Percussion (Perc.), Vibraphone (Vib.), J. Gtr., E. Gtr., E. Bass, Syn. Str., Vla., and Solo. The score is divided into two systems. The first system covers measures 74-75, and the second system covers measures 76-77. The J. Gtr. part includes guitar tablature. The E. Gtr. part includes guitar tablature. The Solo part includes guitar tablature. The lyrics "Sy lo" are written below the Solo part.

Perc. Vib. J. Gtr. J. Gtr. E. Gtr. E. Gtr. E. Bass Syn. Str. Vla. Solo

Sy lo

76

Perc.

Vib.

J. Gtr.

J. Gtr.

E. Gtr.

E. Gtr.

E. Bass

Syn. Str.

Vla.

Solo

me im por ta a mar te

78

Perc.

Vib.

J. Gtr.

T	0	0	0	0	0	0	0	2	2	2	2	2	2	2	2
A	4	4	4	4	4	4	4	0	0	0	0	0	0	0	0
B	5	5	5	5	5	5	5	2	2	2	2	2	2	2	2

J. Gtr.

T	0	0	0	0	0	0	0	2	2	2	2	2	2	2	2
A	4	4	4	4	4	4	4	0	0	0	0	0	0	0	0
B	5	5	5	5	5	5	5	2	2	2	2	2	2	2	2

E. Gtr.

E. Gtr.

T	0	0	0	4	4	4	2	2	0	0	0	0	0	0	0
A	0	0	0	5	5	5									
B															

E. Bass

Syn. Str.

Vla.

Solo

En cuer po y al ma

80

Perc.

Vib.

J. Gtr.

E. Gtr.

E. Bass

Syn. Str.

Vla.

Solo

co mo e ra a yer

82

Perc. Vib. J. Gtr. E. Gtr. E. Bass A. Rev. Cym. Syn. Str. Lead 1 Vla. Solo

No ten go ar mas

Detailed description: This is a page of a musical score for a band. It features 12 staves. The Percussion staff has a complex rhythmic pattern with 'x' marks. The Vibraphone staff has a melodic line. The J. Gtr. (Jazz Guitar) staff has two systems of guitar tablature. The E. Gtr. (Electric Guitar) staff has a melodic line with a double bar line. The E. Bass staff has a bass line. The A. (Alto Saxophone) staff has a melodic line. The Rev. Cym. (Reverse Cymbal) staff has a few notes. The Syn. Str. (Synthesizer Strings) staff has a melodic line. The Lead 1 staff has a melodic line. The Vla. (Violin) staff has a melodic line. The Solo staff is empty. At the bottom, there are lyrics: 'No ten go ar mas' with a corresponding melodic line.

84

Perc.

Vib.

J. Gtr.

J. Gtr.

E. Gtr.

E. Gtr.

E. Gtr.

E. Bass

A.

Syn. Str.

Lead 1

Vla.

Solo

pa ra en fren tar te

86

Perc.

Vib.

J. Gtr.	T	0	0	0	0	0	0	0	0	0	0	0	0	0	0
	A	0	0	0	0	0	0	0	2	2	2	2	2	2	2
	B	4	4	4	4	4	4	4	0	0	0	0	0	0	0
		5	5	5	5	5	5	5	0	0	0	0	0	0	0
J. Gtr.	T	0	0	0	0	0	0	0	5	5	5	5	5	5	5
	A	0	0	0	0	0	0	0	2	2	2	2	2	2	2
	B	4	4	4	4	4	4	4	0	0	0	0	0	0	0
		5	5	5	5	5	5	5	5	5	5	5	5	5	5

E. Gtr.

E. Gtr.

E. Gtr.	T	0	0	0	4	4	4	2	2	0	0	0	0	0	0	0
	A	0	0	0	5	5	5			0	0	0	0	0	0	0
	B															

E. Bass

A.

Syn. Str.

Lead 1

Vla.

Solo

Pon go mis ma nos,

88

Perc.

Vib.

J. Gtr.

J. Gtr.

E. Gtr.

E. Gtr.

E. Gtr.

E. Bass

A.

Syn. Str.

Lead 1

Vla.

Solo

ma nos al ai re

92

Perc.

Vib.

J. Gtr.

J. Gtr.

E. Gtr.

E. Gtr.

E. Gtr.

E. Bass

A.

Syn. Str.

Lead 1

Vla.

Solo

me im por ta a mar te

94

Perc.

Vib.

J. Gtr.

T	0	0	0	0	0	0	0	2	2	2	2	2	2	2	2
A	0	0	0	0	0	0	0	2	2	2	2	2	2	2	2
B	4	4	4	4	4	4	4	2	2	2	2	2	2	2	2
	5	5	5	5	5	5	5								

J. Gtr.

T	0	0	0	0	0	0	0	2	2	2	2	2	2	2	2
A	0	0	0	0	0	0	0	2	2	2	2	2	2	2	2
B	4	4	4	4	4	4	4	2	2	2	2	2	2	2	2
	5	5	5	5	5	5	5								

E. Gtr.

E. Gtr.

T	0	0	0	4	4	4	2	2	0	0	0	0	0	0	0
A	0	0	0	5	5	5									
B															

E. Bass

A.

Syn. Str.


Lead 1


Vla.

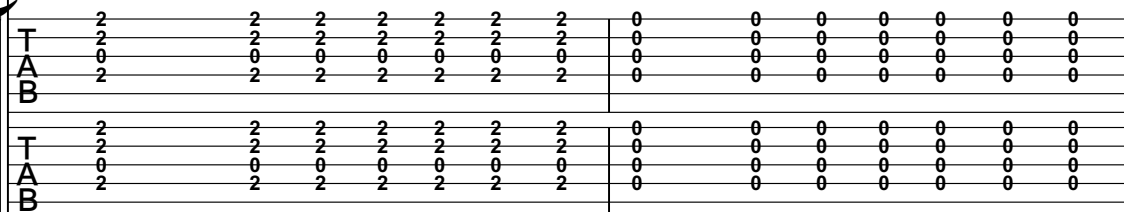
Solo

En cuer po y al ma

96

Perc. 

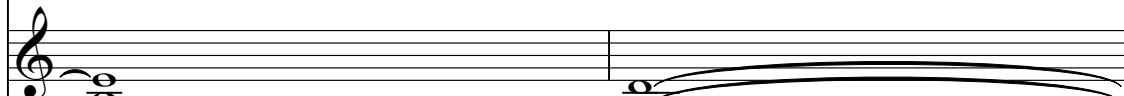
Vib. 

J. Gtr. 


E. Gtr. 


E. Bass 

A. 

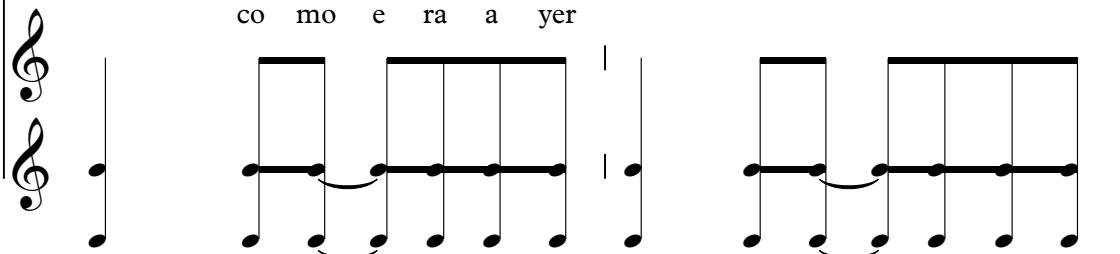
Syn. Str. 

Lead 1 

Vla. 

Solo 

co mo e ra a yer



98

Perc.

J. Gtr.

E. Gtr.

E. Bass

A.

Rev. Cym.

Syn. Str.

Lead 1

Vla.

Perc.

Vib.

J. Gtr.

J. Gtr.

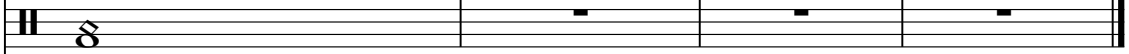
E. Gtr.


E. Bass


Syn. Str.


Solo


...co mo e ra a yer


Perc. 


Vib. 

J. Gtr. 

E. Gtr. 

E. Bass 

Syn. Str. 



Nelly Furtado - Manos al aire

Percussion

♩ = 123,999992

12

17

21

25

28

30

32

34

36

38

www.midiart.de
www.midiart.de

V.S.

40

Measure 40: A staff with a double bar line on the left. The notation consists of a series of eighth notes with stems pointing up, grouped in pairs. Above each pair, there are two 'x' marks. The notes are on a single line, with the first note of each pair on the first space and the second on the second space.

42

Measure 42: Similar to measure 40, but the notes are on a single line, with the first note of each pair on the first space and the second on the second space.

44

Measure 44: Similar to measure 40, but the notes are on a single line, with the first note of each pair on the first space and the second on the second space.

47

Measure 47: A staff with a double bar line on the left. The notation consists of a series of eighth notes with stems pointing up, grouped in pairs. Above each pair, there are two 'x' marks. The notes are on a single line, with the first note of each pair on the first space and the second on the second space.

50

Measure 50: A staff with a double bar line on the left. The notation consists of a series of eighth notes with stems pointing up, grouped in pairs. Above each pair, there are two 'x' marks. The notes are on a single line, with the first note of each pair on the first space and the second on the second space.

53

Measure 53: A staff with a double bar line on the left. The notation consists of a series of eighth notes with stems pointing up, grouped in pairs. Above each pair, there are two 'x' marks. The notes are on a single line, with the first note of each pair on the first space and the second on the second space.

56

Measure 56: A staff with a double bar line on the left. The notation consists of a series of eighth notes with stems pointing up, grouped in pairs. Above each pair, there are two 'x' marks. The notes are on a single line, with the first note of each pair on the first space and the second on the second space.

59

Measure 59: A staff with a double bar line on the left. The notation consists of a series of eighth notes with stems pointing up, grouped in pairs. Above each pair, there are two 'x' marks. The notes are on a single line, with the first note of each pair on the first space and the second on the second space.

62

Measure 62: A staff with a double bar line on the left. The notation consists of a series of eighth notes with stems pointing up, grouped in pairs. Above each pair, there are two 'x' marks. The notes are on a single line, with the first note of each pair on the first space and the second on the second space.

65

Measure 65: A staff with a double bar line on the left. The notation consists of a series of eighth notes with stems pointing up, grouped in pairs. Above each pair, there are two 'x' marks. The notes are on a single line, with the first note of each pair on the first space and the second on the second space.

Percussion

68

Musical notation for measure 68, percussion staff. The staff contains a series of rhythmic patterns represented by 'x' marks and stems, indicating specific percussive sounds.

70

Musical notation for measure 70, percussion staff. The staff contains a series of rhythmic patterns represented by 'x' marks and stems, indicating specific percussive sounds.

72

Musical notation for measure 72, percussion staff. The staff contains a series of rhythmic patterns represented by 'x' marks and stems, indicating specific percussive sounds.

74

Musical notation for measure 74, percussion staff. The staff contains a series of rhythmic patterns represented by 'x' marks and stems, indicating specific percussive sounds.

76

Musical notation for measure 76, percussion staff. The staff contains a series of rhythmic patterns represented by 'x' marks and stems, indicating specific percussive sounds.

78

Musical notation for measure 78, percussion staff. The staff contains a series of rhythmic patterns represented by 'x' marks and stems, indicating specific percussive sounds.

80

Musical notation for measure 80, percussion staff. The staff contains a series of rhythmic patterns represented by 'x' marks and stems, indicating specific percussive sounds.

82

Musical notation for measure 82, percussion staff. The staff contains a series of rhythmic patterns represented by 'x' marks and stems, indicating specific percussive sounds.

84

Musical notation for measure 84, percussion staff. The staff contains a series of rhythmic patterns represented by 'x' marks and stems, indicating specific percussive sounds.

86

Musical notation for measure 86, percussion staff. The staff contains a series of rhythmic patterns represented by 'x' marks and stems, indicating specific percussive sounds.

V.S.

Percussion

88

90

92

94

96

98

101

103

108

Vibraphone

108



T												
A	4	0	0	0	0	0	0	0	4	4		
B	7	7	7	7	7	7	7	7	6	6		
	9	9	9	9	9	9	9	9	0	0		
	?	?	?	?	?	?	?	?				

T												
A												
B												

67

	0	0	0	0	0	0	0	0	0	0	0	0	0	0	0	0	0	0	0	0	0	0	0	0	0	0	0	0	0	0	0
T	2	2	2	2	2	2	2	2	2	2	2	2	2	2	2	0	0	0	0	0	0	0	0	0	0	0	0	0	0	0	0
A	0	0	0	0	0	0	0	0	0	0	0	0	0	0	0	4	4	4	4	4	4	4	4	4	4	4	4	4	4	4	4
B	5	5	5	5	5	5	5	5	5	5	5	5	5	5	5	5	5	5	5	5	5	5	5	5	5	5	5	5	5	5	5

71

	0	0	0	0	0	0	0	0	0	0	0	0	0	0	0	0	0	0	0	0	0	0	0	0	0	0	0	0	0	0	0
T	2	2	2	2	2	2	2	2	2	2	2	2	2	2	2	0	0	0	0	0	0	0	0	0	0	0	0	0	0	0	0
A	0	0	0	0	0	0	0	0	0	0	0	0	0	0	0	4	4	4	4	4	4	4	4	4	4	4	4	4	4	4	4
B	5	5	5	5	5	5	5	5	5	5	5	5	5	5	5	5	5	5	5	5	5	5	5	5	5	5	5	5	5	5	5

75

	0	0	0	0	0	0	0	0	0	0	0	0	0	0	0	0	0	0	0	0	0	0	0	0	0	0	0	0	0	0	0
T	2	2	2	2	2	2	2	2	2	2	2	2	2	2	2	0	0	0	0	0	0	0	0	0	0	0	0	0	0	0	0
A	0	0	0	0	0	0	0	0	0	0	0	0	0	0	0	4	4	4	4	4	4	4	4	4	4	4	4	4	4	4	4
B	5	5	5	5	5	5	5	5	5	5	5	5	5	5	5	5	5	5	5	5	5	5	5	5	5	5	5	5	5	5	5

79

	2	2	2	2	2	2	2	2	2	2	2	2	2	2	0	0	0	0	0	0	0	0	0	0	0	0	0	0	0	0
T	2	2	2	2	2	2	2	2	2	2	2	2	2	2	0	0	0	0	0	0	0	0	0	0	0	0	0	0	0	0
A	0	0	0	0	0	0	0	0	0	0	0	0	0	0	0	0	0	0	0	0	0	0	0	0	0	0	0	0	0	0
B	2	2	2	2	2	2	2	2	2	2	2	2	2	2	0	0	0	0	0	0	0	0	4	4	4	4	4	4	4	4

83

	0	0	0	0	0	0	0	0	0	0	0	0	0	0	0	0	0	0	0	0	0	0	0	0	0	0	0	0	0	0	0
T	2	2	2	2	2	2	2	2	2	2	2	2	2	2	2	0	0	0	0	0	0	0	0	0	0	0	0	0	0	0	0
A	0	0	0	0	0	0	0	0	0	0	0	0	0	0	0	4	4	4	4	4	4	4	4	4	4	4	4	4	4	4	4
B	5	5	5	5	5	5	5	5	5	5	5	5	5	5	5	5	5	5	5	5	5	5	5	5	5	5	5	5	5	5	5

87

	0	0	0	0	0	0	0	0	0	0	0	0	0	0	0	0	0	0	0	0	0	0	0	0	0	0	0	0	0	0	0
T	2	2	2	2	2	2	2	2	2	2	2	2	2	2	2	0	0	0	0	0	0	0	0	0	0	0	0	0	0	0	0
A	0	0	0	0	0	0	0	0	0	0	0	0	0	0	0	4	4	4	4	4	4	4	4	4	4	4	4	4	4	4	4
B	5	5	5	5	5	5	5	5	5	5	5	5	5	5	5	5	5	5	5	5	5	5	5	5	5	5	5	5	5	5	5

91

	0	0	0	0	0	0	0	0	0	0	0	0	0	0	0	0	0	0	0	0	0	0	0	0	0	0	0	0	0	0	0
T	2	2	2	2	2	2	2	2	2	2	2	2	2	2	2	0	0	0	0	0	0	0	0	0	0	0	0	0	0	0	0
A	0	0	0	0	0	0	0	0	0	0	0	0	0	0	0	4	4	4	4	4	4	4	4	4	4	4	4	4	4	4	4
B	5	5	5	5	5	5	5	5	5	5	5	5	5	5	5	5	5	5	5	5	5	5	5	5	5	5	5	5	5	5	5

95

	2	2	2	2	2	2	2	2	2	2	2	2	2	2	0	0	0	0	0	0	0	0	0	0	0	0	0	0	0	0
T	2	2	2	2	2	2	2	2	2	2	2	2	2	2	0	0	0	0	0	0	0	0	0	0	0	0	0	0	0	0
A	0	0	0	0	0	0	0	0	0	0	0	0	0	0	0	0	0	0	0	0	0	0	4	4	4	4	4	4	4	4
B	2	2	2	2	2	2	2	2	2	2	2	2	2	2	0	0	0	0	0	0	0	0	5	5	5	5	5	5	5	5

99

T																															
A	4	0	0	0	0	0	0	4	0	0	0	0	0	0	0	4	4	4	4	4	4	4	0	4	4	4	4	4	4	4	
B	7	7	7	7	7	7	7	7	7	7	7	7	7	7	7	6	6	6	6	6	6	6	7	0	0	0	0	0	0	0	

102

T																															
A	0	4	4	4	4	4	4	4	0	0	0	0	0	0	4	0	0	0	0	0	0	0	4	0	0	0	0	0	0	0	
B	7	6	6	6	6	6	6	7	7	7	7	7	7	7	9	9	9	9	9	9	9	9	7	0	0	0	0	0	0	0	

V.S.

T											
A	4	0	0	0	0	0	0	0	4	4	
B	7	7	7	7	7	7	7	7	6	6	
	9	9	9	9	9	9	9	9	0	0	
	?	?	?	?	?	?	?	?			

T											
A											
B											

Electric Guitar

Nelly Furtado - Manos al aire

♩ = 123,999992

28

35

44

22

73

82

91

97

9

www.midiart.de
www.midiart.de

♩ = 123,999992

66

68

70

72

74

76

78

80

82

84

86

88

90

92

94

96

98

108

Nelly Furtado - Manos al aire

7-string Electric Guitar

♩ = 123,999992

28

E																				
T																				
A																				
B																				
E																				
A																				

32

T	0 0 0	0 0 0 0 0 0 0	2 2 2 0 0 0																	
A	0 0 0	4 4 4 2 2	0 0 0 0 0 0 0	2 2 2 0 0 0	4 4	4 4 4 4 4 4 4														
B		5 5 5			5 5	5 5 5 5 5 5 5														

36

T	0 0 0	0 0 0 0 0 0 0	2 2 2 0 0 0																	
A	0 0 0	4 4 4 2 2	0 0 0 0 0 0 0	2 2 2 0 0 0	4 4	4 4 4 4 4 4 4														
B		5 5 5			5 5	5 5 5 5 5 5 5														

40

T	0 0 0	0 0 0 0 0 0 0	0 0 0 0 0 0 0																	
A	0 0 0	4 4 4 2 2	0 0 0 0 0 0 0	0 0 0 0 0 0 0	0 0 0 0 0 0 0	0 0 0 0 0 0 0														
B		5 5 5																		

44

7

T																				
A	4 4 4 4 4 4 4																			
B	5 5 5 5 5 5 5																			

54

T																				
A	4 0 0	2 3 3	0 0	3 3	0 0	3 3	2 3 3													
B	4 4 4		0 0	0 0	0 0	0 0	4 4 4													

58

T																				
A	4 0 0	2 3 3	0 0	3 3	0 0	3 3	2 3 3													
B	4 4 4		0 0	0 0	0 0	0 0	4 4 4													

62

T																				
A	4 0 0	2 3 3	0 0	3 3	0 0	3 3	2 3 3													
B	4 4 4		0 0	0 0	0 0	0 0	4 4 4													

66

T																				
A	4 0 0	2 3 3	0 0 0 0 0 0 0	2 2 2 0 0 0	4 4	4 4 4 4 4 4 4														
B	4 4 4		0 0 0 0 0 0 0	0 0 0 0 0 0 0	5 5	5 5 5 5 5 5 5														

70

T	0 0 0	0 0 0 0 0 0 0	2 2 2 0 0 0																	
A	0 0 0	4 4 4 2 2	0 0 0 0 0 0 0	2 2 2 0 0 0	4 4	4 4 4 4 4 4 4														
B		5 5 5			5 5	5 5 5 5 5 5 5														

T	0 0 0	0 0 0 0 0 0 0	2 2 2 0 0 0	
A	0 0 0 4 4 4 2 2	0 0 0 0 0 0 0	0 0 0 0 0 0 4 4	4 4 4 4 4 4 4
B	5 5 5		5 5	5 5 5 5 5 5 5

78

T	0 0 0	0 0 0 0 0 0 0	0 0 0 0 0 0 0	0 0 0 0 0 0 0
A	0 0 0 4 4 4 2 2	0 0 0 0 0 0 0	0 0 0 0 0 0 0	0 0 0 0 0 0 0
B	5 5 5			0 0 0 0 0 0 0

82

T		0 0 0 0 0 0 0	2 2 2 0 0 0	
A	4 4 4 4 4 4 4 4	0 0 0 0 0 0 0	0 0 0 0 0 0 4 4	4 4 4 4 4 4 4 4
B	5 5 5 5 5 5 5 5		5 5	5 5 5 5 5 5 5 5

86

T	0 0 0	0 0 0 0 0 0 0	2 2 2 0 0 0	
A	0 0 0 4 4 4 2 2	0 0 0 0 0 0 0	0 0 0 0 0 0 4 4	4 4 4 4 4 4 4 4
B	5 5 5		5 5	5 5 5 5 5 5 5 5

90

T	0 0 0	0 0 0 0 0 0 0	2 2 2 0 0 0	
A	0 0 0 4 4 4 2 2	0 0 0 0 0 0 0	0 0 0 0 0 0 4 4	4 4 4 4 4 4 4 4
B	5 5 5		5 5	5 5 5 5 5 5 5 5

94

T	0 0 0	0 0 0 0 0 0 0	0 0 0 0 0 0 0	0 0 0 0 0 0 0
A	0 0 0 4 4 4 2 2	0 0 0 0 0 0 0	0 0 0 0 0 0 0	0 0 0 0 0 0 0
B	5 5 5			0 0 0 0 0 0 0

98

T				3	
A	4 4 4 4 4 4 4 4			2	
B	5 5 5 5 5 5 5 5				4

102

T	10 3 3 3 3 3	2 3 3	2	0	0
A	4 4 4 4 4 4	4 4 4	4	0	0
B				5	5


108

T	
A	
B	

59



63



67



71



75



79



83



87



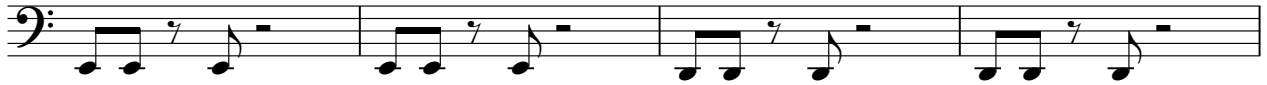
91




95



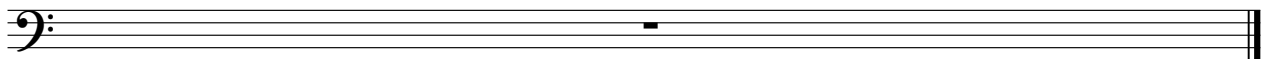
99



103



108



Reverse Cymbals

Nelly Furtado - Manos al aire

♩ = 123,999992

13 13

29

15 21

67

15 15 9

108

www.midiart.de
www.midiart.de

Nelly Furtado - Manos al aire

Synth Strings

♩ = 123,999992

28

35

44

16

67

76

85

94

3

102

108

The musical score is written in 4/4 time with a tempo of 123.999992. It consists of nine staves of music. The first staff (measures 28-34) begins with a whole rest, followed by chords in measures 29, 30, and 31. The second staff (measures 35-39) contains five measures of chords. The third staff (measures 44-59) starts with a whole rest (16 measures), followed by chords in measures 45, 46, 47, 48, 49, 50, 51, 52, 53, 54, 55, 56, 57, 58, and 59. The fourth staff (measures 67-71) contains five measures of chords. The fifth staff (measures 76-80) contains five measures of chords. The sixth staff (measures 85-89) contains five measures of chords. The seventh staff (measures 94-97) contains four measures of chords, ending with a triplet of whole notes (3). The eighth staff (measures 102-107) contains six measures of a melodic line with eighth and quarter notes. The ninth staff (measures 108-108) is a whole rest.

Viola

Nelly Furtado - Manos al aire

♩ = 123,999992

35

35

41

41

22

70

70

78

78

84

84

88

88

92

92

95

95

9

108

108

Nelly Furtado - Manos al aire

Solo

♩ = 123,999992

All_Right_Reserved_www.midiart.de www.midiart.de Tь, que des el control Han

del tавoz Hies mi co ra zyYo, tran do escuchar Noe pue explicar

Qua na sen saci ynTь mьtar Hьbido me Nьdar Pasad enues conor Y

yo Nengo armas pra en tar te Pogomis manos, mos al

ai re Sy lo nьtaa marte Enepoy al ma como ra ayer

Tь queis te el control Tde jas te llevar Pim se gu ri da d

Yo que te he vis to cre cer Me pue do i ma gi na

r Que to do cam bia r ь Hoy a mьgial

Hьbido meQuiear se final Y yo nьtaa Nengo armas pra en tar te

Pogomis manos, mos al www.midiart.de nьtaa marte Enepoy

www.midiart.de
www.midiart.de

2

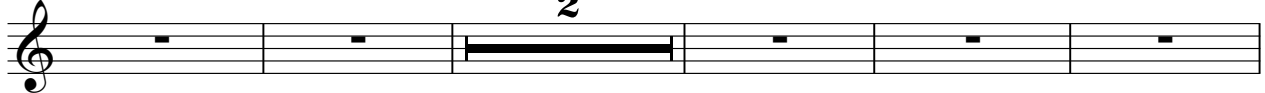
Solo

79



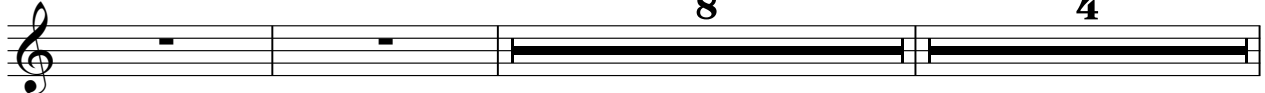
al ma co no e ra ayer No ngo armas pa ra en tar te Po go mis

87



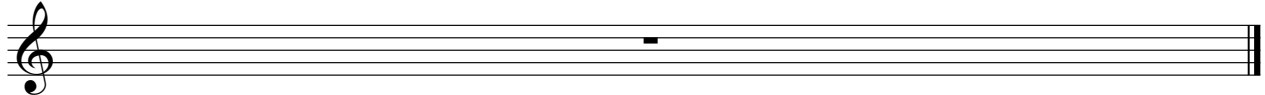
manos, ma os al ai re Sy lo ni no ta a mar te

94



En uer po y al ma co mo e ra a yer ...co mo e ra a yer

108



Nelly Furtado - Manos al aire

[No instrument (barlines shown)]

♩ = 123,999992

The image displays a musical score for the song 'Manos al aire' by Nelly Furtado. It features ten staves of music, all in treble clef with a 4/4 time signature. The tempo is marked as 123,999992 beats per minute. The notation consists of a series of eighth notes, with some notes beamed together in pairs. Vertical bar lines are present at the beginning and end of the piece, but no horizontal bar lines are shown between measures. The watermark 'www.midiart.de' is repeated across the bottom of the score.

V.S.

The image displays a musical score for 11 staves. The first 9 staves feature a melodic line consisting of eighth notes, with slurs indicating phrasing. The 10th and 11th staves show a rhythmic accompaniment, also using eighth notes and slurs. The notation is presented in a clean, black-and-white format.

V.S.

The image displays a musical score for ten staves. The first five staves consist of a continuous sequence of eighth notes, with each measure containing four notes. The sixth and seventh staves introduce sixteenth notes, with each measure containing eight notes. The eighth and ninth staves continue with sixteenth notes, also with eight notes per measure. The tenth staff concludes with a few final notes and a double bar line.

Nelly Furtado - Manos al aire

[No instrument (barlines shown)]

♩ = 123,999992

$\frac{4}{4}$

The image displays a musical score for the song 'Manos al aire' by Nelly Furtado. It consists of ten staves of music, all written in treble clef with a 4/4 time signature. The tempo is marked as 123,999992 beats per minute. The notation is a rhythmic exercise, featuring a sequence of eighth notes and quarter notes with accents, organized into two measures per staff. The notes are arranged in a pattern that suggests a specific melodic line, though the exact pitch values are not explicitly labeled with letter names. The score is presented as a series of rhythmic patterns without traditional bar lines.

www.midiart.de
www.midiart.de

V.S.

The image displays ten staves of musical notation, likely for guitar, arranged vertically. Each staff begins with a treble clef. The notation includes various rhythmic values such as eighth and sixteenth notes, often beamed together. Many notes have a 'v' symbol above them, indicating vibrato. The first two staves feature a sequence of eighth notes with vibrato, followed by a similar sequence. The third staff continues with eighth notes and includes a measure with a slur over a group of notes. The fourth and fifth staves consist of continuous eighth-note patterns, some with slurs. The sixth staff is similar to the fifth. The seventh staff shows eighth-note patterns that transition into notes with vibrato. The eighth and ninth staves return to eighth-note patterns with vibrato. The tenth staff concludes with eighth notes and vibrato. The notation is clean and focuses on the rhythmic and melodic structure of the piece.

The image displays a musical score for guitar, consisting of ten staves. The first eight staves feature a rhythmic pattern of eighth notes with accents, organized into two measures per staff. The ninth and tenth staves show a continuous eighth-note run, also organized into two measures per staff. The notation is in treble clef and includes bar lines.

V.S.

The image displays ten staves of musical notation in treble clef. The first five staves each contain a sequence of eighth notes, with the first two notes of each staff grouped by a slur. The sixth and seventh staves show eighth notes with accents. The eighth and ninth staves show eighth notes with accents. The tenth staff shows a few notes with accents followed by a double bar line.