

Shania Twain - Up

0.0"
1.1,00
Copyright (p) Midi Hits

♩ = 126,009918

The musical score is arranged in a multi-staff format. The top staff is for the Vocal line, which is currently silent. The second staff is for Drums, showing a simple pattern of four eighth notes marked with 'x' in the first measure. The third and fourth staves are for Clean Guitar, with the lower staff containing a complex melodic line. The fifth and sixth staves are for Overdrive (Ovdr) Guitar, both of which are silent. The seventh staff is for Distorted (Dist) Guitar, also silent. The eighth and ninth staves are for another set of Overdrive (Ovdr) Guitar, with the lower staff including a fretboard diagram for the first measure: E, B, G, D, A, B, A, A. The tenth staff is for Mute Guitar, which is silent. The eleventh staff is for Bass, which is silent. The twelfth and thirteenth staves are for Backup Vocals, both of which are silent. A tempo marking of ♩ = 126,009918 is placed at the bottom of the score.

6

Drums

Clean Guitar

Clean Guitar

Ovdr Guitar

1 3 3 1 0 1 1 1 1 0 1 1 3 3 1 0 1



9

Vocal

Drums

Clean Guitar

Clean Guitar

Ovdr Guitar

Ovdr Guitar

Mute Guitar

Bass

It's 'bout as bad as it could be

0 0 0 0
3 3 3 3
3 3 3 3

3



11

Vocal

Drums

Ovdr Guitar

Mute Guitar

Seems every body's bug gun me Like

0 0 0 0
3 3 3 3
3 3 3 3

3 3 3 3
1 1 1 1

13

Vocal

noth ing wants to go my way yeah, it just ain't been my

Drums

Ovdr Guitar

Mute Guitar



15

Vocal

day Nothin' comes easi ly E ven my skin is actin

Drums

Ovdr Guitar

Mute Guitar

Bass



18

Vocal

ward I wish that could grow a

Drums

Clean Guitar

Bass

20

Vocal

Drums

Clean Guitar

Bass

Backup Vocals

beard Then I could cov er up my spots



22

Vocal

Drums

Clean Guitar

Bass

Backup Vocals

not play con nect the dots I just wan na dis ap pear

24

Vocal

Chorus: Up up

Drums

Clean Guitar

Clean Guitar

Ovdr Guitar

Dist Guitar

Ovdr Guitar

Bass

Backup Vocals



26

Vocal

up Can on ly go up from he re Up up up

Drums

Clean Guitar

Clean Guitar

Ovdr Guitar

Dist Guitar

Ovdr Guitar

Bass

Backup Vocals

29

Vocal

Up where the clouds on a clear up up

Drums

Clean Guitar

Clean Guitar

Ovdr Guitar

Ovdr Guitar

Bass

Backup Vocals

T
A
B
1 1 1 0 1 1 3 3 1 0 1 1 1 1 2 3



32

Vocal

up There's snow up from he re E versomething as

Drums

Clean Guitar

Clean Guitar

Ovdr Guitar

Bass

Backup Vocals

T
A
B
0 0 0 0 0 0
3 3 3 3 3 3

35

Vocal

Drums

Clean Guitar

Ovdr Guitar

Bass

Backup Vocals

sim ple as Forgettin' to fill up on gas



37

Vocal

Drums

Clean Guitar

Dist Guitar

Ovdr Guitar

Bass

Backup Vocals

I here ain't no ex pla na tion why things like that can

39

Vocal

make you cry Just got

Drums

Clean Guitar

Clean Guitar

Ovdr Guitar

Dist Guitar

Ovdr Guitar

Ovdr Guitar

Bass

Backup Vocals

41

Vocal

ta learn to have a laugh Up up up Can on ly go

Drums

Clean Guitar

Clean Guitar

Ovdr Guitar

Dist Guitar

Ovdr Guitar

Bass

Backup Vocals



44

Vocal

up from he re Up up up Up

Drums

Clean Guitar

Clean Guitar

Ovdr Guitar

Ovdr Guitar

Bass

Backup Vocals

47

Vocal

Drums

Clean Guitar

Clean Guitar

Ovdr Guitar

Ovdr Guitar

Bass

Backup Vocals

where the clouds gon na clear Up up

T
A
B 3



50

Vocal

Drums

Clean Guitar

Ovdr Guitar

Bass

Backup Vocals

up there's way but uprom he re Oh

53

Vocal

Drums

Clean Guitar

Ovdr Guitar

Bass

Backup Vocals

yea yea yea when eve ry thing is go in'

56

Vocal

Drums

Clean Guitar

Ovdr Guitar

Mute Guitar

Bass

wrong Don't wor ry, it won't last for

58

Vocal

Drums

Clean Guitar

Mute Guitar

Bass

long Yeah, its all gon na come a

60

Vocal

round Don't go let it get you down you got ta keep on hold ing on

Drums

Clean Guitar

Mute Guitar

Bass



62

Vocal

It's 'bout as bad as it could

Drums

Clean Guitar

Mute Guitar

Bass



64

Vocal

be Seems eve ry bo dy's bug gin

Drums

Clean Guitar

66

Vocal

me Like noth ing want to go my way

Drums

Clean Guitar

Dist Guitar



68

Vocal

yeah, it just ain't been my day Nothin's co min' eas

Drums

Clean Guitar

Dist Guitar

Backup Vocals



70

Vocal

ly Re peat Cho

Drums

Clean Guitar

Bass

Backup Vocals

72

Vocal

Drums

Clean Guitar

Clean Guitar

Ovdr Guitar

Ovdr Guitar

Bass

Backup Vocals

rus Oh I m go ing up Oh yeah, yeah Oh I m

T
A
B 1 1 1 0 1 1 3 3 1 0 1 1 1 1 0 1



75

Vocal

Drums

Clean Guitar

Clean Guitar

Ovdr Guitar

Ovdr Guitar

Bass

Backup Vocals

go ing up Oh yeah, yeah Oh I m go ing up Oh yeah,

T
A
B 1 3 3 1 0 1 1 1 1 0 1 1 3 3 1 0 1

78

Vocal

Drums

Clean Guitar

Clean Guitar

Ovdr Guitar

Ovdr Guitar

Bass

Backup Vocals

yeah Oh I'm go ing up Oh yeah, yeah...

T
A
B 1 1 1 0 1 1 3 3 1 0 1 1 1 1 0 1



81

Vocal

Drums

Clean Guitar

Clean Guitar

Ovdr Guitar

Ovdr Guitar

Bass

T
A
B 1 3 3 1 0 1 1 1 1 0 1 1 3 3 1 0 1

84

Vocal

Drums

Clean Guitar

Clean Guitar

Ovrdr Guitar

Ovrdr Guitar

Ovrdr Guitar

Bass

Backup Vocals

3



87

Vocal

Drums

Clean Guitar

Ovrdr Guitar

Bass

Backup Vocals

3

90

Vocal

Drums

Clean Guitar

Ovdr Guitar

Bass

Backup Vocals

Detailed description: This block contains the musical score for measures 90 and 91. It features six staves: Vocal, Drums, Clean Guitar, Ovdr Guitar, Bass, and Backup Vocals. The Vocal and Backup Vocals parts are in treble clef, while the Bass part is in bass clef. The Drums part uses a drum set notation with 'x' marks for cymbals and arrows for drums. The Clean Guitar part is in treble clef and features a complex rhythmic pattern with many beamed notes. The Ovdr Guitar part is in treble clef and features a sustained chord with a tremolo effect. The Bass part is in bass clef and features a simple rhythmic pattern. The measures are numbered 90 and 91 at the top left of the first staff.



92

Vocal

Drums

Clean Guitar

Ovdr Guitar

Bass

Backup Vocals

Detailed description: This block contains the musical score for measures 92 and 93. It features six staves: Vocal, Drums, Clean Guitar, Ovdr Guitar, Bass, and Backup Vocals. The Vocal and Backup Vocals parts are in treble clef, while the Bass part is in bass clef. The Drums part uses a drum set notation with 'x' marks for cymbals and arrows for drums. The Clean Guitar part is in treble clef and features a complex rhythmic pattern with many beamed notes. The Ovdr Guitar part is in treble clef and features a sustained chord with a tremolo effect. The Bass part is in bass clef and features a simple rhythmic pattern. The measures are numbered 92 and 93 at the top left of the first staff.

Shania Twain - Up

Vocal

♩ = 126,009918

8

It's 'bout as bad as it could be

11

Seems every body's bug gin me Like noth ing wants to go my way

14

yeah, it just bitten my day Nibbles i ly E ven my skin is aing

18

weird I wish that I could grow a beard Then I could cover up my spots

22

not play on the dots I just want to disappear Chorus: Up up

26

up Can on ly go up from he re Up up up Up where the clouds on

30

na lea Up up up There's no way but up from

34

he re E ven some things sim ple For gettin' to fill up on gas

37

There's no expla na tion why think that can make you cry Just got

41

the arto have a laugh Up up up Can on ly go up from he re Up


V.S.

45


 up up Up where the clouds gonna clea Up up

50



 up There's no way but up from here Oh yeah, when

54



 everythings go in' wrong Don't worry, it won't last for long

59


 Yeah it's all gon na come round don't go let it get you down You got take a hold on

63


 It's 'bout as bad as it could be Seems every body's buggin'

66


 me Like nothing want to go my way yeah, it just ain't been

69


 my day Nthin' comin' as i ly Re peat Cho rus Oh I'm go

73


 ing up Oh yeah, yeah, yeah Oh I'm going up Oh yeah, yeah, yeah Oh I'm go

77


 ing up Oh yeah, yeah, yeah Oh I'm going up Oh yeah, yeah, yeah...

81


85



89



Drums

Shania Twain - Up

♩ = 126,009918

4

8

12

15

18

21

24

27

30

33

V.S.

Drums

36

Measures 36-38: A consistent drum pattern with a cymbal on the first and third beats of each measure, and a snare on the second and fourth. The bass line consists of eighth notes in a steady eighth-note pattern.

39

Measures 39-41: Similar to the previous system, but with a cymbal on the second beat of measure 40.

42

Measures 42-44: Similar to the previous system.

45

Measures 45-47: Similar to the previous system.

48

Measures 48-50: Similar to the previous system, with a cymbal on the first beat of measure 48.

51

Measures 51-53: Similar to the previous system.

54

Measures 54-56: Similar to the previous system, with a cymbal on the second beat of measure 54.

57

Measures 57-59: Similar to the previous system.

60

Measures 60-62: Similar to the previous system.

63

Measures 63-65: Similar to the previous system.

Drums

67

70

73

76

79

82

85

88

91

2

♩ = 126,009918

2

6

10

8

20

22



24

27

31

34

36



70



Musical notation for measures 70-71. Measure 70 features a complex rhythmic pattern with eighth and sixteenth notes, including triplets. Measure 71 continues with similar rhythmic patterns.

72



Musical notation for measures 72-73. Measure 72 has a melodic line with eighth notes and a bass line with chords. Measure 73 continues the melodic and harmonic progression.

76



Musical notation for measures 76-77. Measure 76 shows a melodic line with eighth notes and a bass line with chords. Measure 77 continues the progression.

80



Musical notation for measures 80-81. Measure 80 has a melodic line with eighth notes and a bass line with chords. Measure 81 continues the progression.

84



Musical notation for measures 84-85. Measure 84 has a melodic line with eighth notes and a bass line with chords. Measure 85 features a rhythmic pattern with eighth notes.

88



Musical notation for measures 88-90. Measure 88 has a rhythmic pattern with eighth notes. Measure 89 continues the pattern. Measure 90 features a melodic line with eighth notes.

91



Musical notation for measures 91-92. Measure 91 has a melodic line with eighth notes and a bass line with chords. Measure 92 features a double bar line and a fermata, with a '2' above the staff indicating a second ending.

♩ = 126,009918

2

6

10 15

28

32 7

42

45 24

Detailed description: This image shows a guitar score for the song 'Up' by Shania Twain. It consists of six staves of music. The first staff starts with a tempo marking of ♩ = 126,009918 and a measure number of 2. The second staff starts at measure 6. The third staff starts at measure 10 and includes a measure number of 15. The fourth staff starts at measure 28. The fifth staff starts at measure 32 and includes a measure number of 7. The sixth staff starts at measure 45 and includes a measure number of 24. The music is written in 4/4 time and features a mix of chords and melodic lines.


72



76



80



83



♩ = 126,009918

24

28

32

43

47

25

75

79

82

10

♩ = 126,009918

46

Musical notation for measures 46-49. Measure 46 is a whole rest. Measure 47 has a quarter rest followed by eighth notes G4, A4, B4, C5. Measure 48 has a whole note G4. Measure 49 has a quarter rest followed by eighth notes G4, A4, B4, C5, D5, E5, F#5.

50

Musical notation for measures 50-55. Measure 50 has a quarter rest followed by eighth notes G4, A4, B4, C5. Measure 51 has a whole note G4. Measure 52 has a quarter rest followed by eighth notes G4, A4, B4, C5, D5, E5, F#5. Measure 53 has a quarter rest followed by eighth notes G4, A4, B4, C5, D5, E5, F#5. Measure 54 has a quarter rest followed by eighth notes G4, A4, B4, C5, D5, E5, F#5. Measure 55 has a whole note G4 with a fermata.

56

29

Musical notation for measures 56-61. Measure 56 is a whole rest. Measure 57 has a quarter rest followed by eighth notes G4, A4, B4, C5. Measure 58 has a whole note G4. Measure 59 has a quarter rest followed by eighth notes G4, A4, B4, C5, D5, E5, F#5. Measure 60 has a quarter rest followed by eighth notes G4, A4, B4, C5, D5, E5, F#5. Measure 61 has a quarter rest followed by eighth notes G4, A4, B4, C5, D5, E5, F#5.

89

Musical notation for measures 89-92. Measure 89 has a quarter rest followed by eighth notes G4, A4, B4, C5. Measure 90 has a whole note G4. Measure 91 has a quarter rest followed by eighth notes G4, A4, B4, C5, D5, E5, F#5. Measure 92 has a quarter rest followed by eighth notes G4, A4, B4, C5, D5, E5, F#5.

Dist Guitar

Shania Twain - Up

♩ = 126,009918

23 12

40

25 27

Shania Twain - Up

Ovdr Guitar

♩ = 126,009918

9

E									
T									
B									
G									
A									
D									
B									
A									
E									
A									

12

T																			
A	3	3	3	3	3	3	3	3	3	3	3	3	3	3	3	3	3	3	3
B	3	3	3	3	3	3	3	3	3	3	3	3	3	3	3	3	3	3	3
	1	1	1	1	1	1	1	1	1	1	1	1	1	1	1	1	1	1	1

15

16

T																			
A	0	0	0	0	2	2	2	0											
B	0	0	0	0	2	2	2	3											
	3	3	3	3	0	0	0	3											
								3											

33

T																			
A	0	0	0	0	0	0	0	3	3	3	3	3	3	3	3	3	3	3	3
B	3	3	3	3	3	3	3	3	3	3	3	3	3	3	3	3	3	3	3
								1	1	1	1	1	1	1	1	1	1	1	1

37

55

T																			
A	2	2	2	0	0	0	2	2	2										
B	0	0	0	0	0	0	0	0	0										
				3	3	3													

Shania Twain - Up

Ovdr Guitar

♩ = 126,009918

4

E							
B							
G							
D							
A							
E							
A							

1 1 1 0 1 1 3 3 1 0 1 1 1 1 0 1 1 3 3 1 0 1

9

15

T							
A							
B							

3 1 1 1 0 1 1 3 3 1 0 1 1 1 1 0 1

28

8

T							
A							
B							

1 3 3 1 0 1 1 1 1 0 1 1 3 3 1 0 1 1 1 1 2 3

40

T							
A							
B							

1 1 1 0 1 1 3 3 1 0 1 1 1 1 0 1 1 3 3 1 0 1 1 1 1 0 1

45

24

T							
A							
B							

1 3 3 1 0 1 1 1 1 2 3 3

72

T							
A							
B							

1 1 1 0 1 1 3 3 1 0 1 1 1 1 0 1 1 3 3 1 0 1 1 1 1 0 1

77

T							
A							
B							

1 3 3 1 0 1 1 1 1 0 1 1 3 3 1 0 1 1 1 1 0 1 1 3 3 1 0 1

82

9

T							
A							
B							

1 1 1 0 1 1 3 3 1 0 1 1 1 1 2 3 3

Mute Guitar

Shania Twain - Up

♩ = 126,009918

9

12

14

17 39

57

59

61

62 32

Shania Twain - Up

Bass

♩ = 126,009918

8 6

18

22

26

30

34

38

42

46

50

V.S.

54



58



62



73



77



81



85



89



91

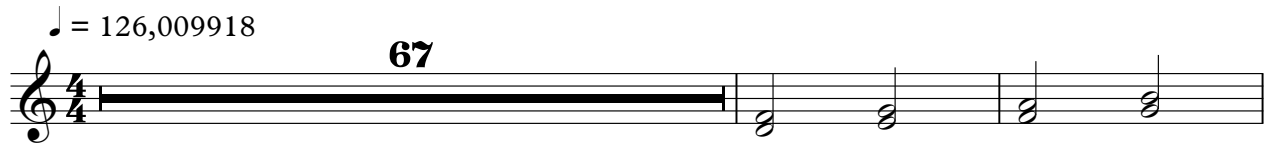


Backup Vocals

Shania Twain - Up

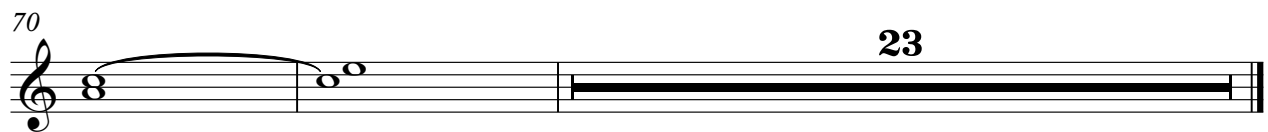
♪ = 126,009918

67



70

23



Backup Vocals

Shania Twain - Up

♩ = 126,009918

20

24

29

33

37

41

45

50

53

17

2

Backup Vocals


72



76



86



90

