



J & R Project - J and r project keep it up



♩ = 135,000137

----->>> 





K E E P I T U P 
Dance Trends: The Best of '99 





K E E P I T U P 
Dance Trends: The Best of '99 



K E E P I T U P 
Dance Trends: The Best of '99 



K E E P I T U P 
Dance Trends: The Best of '99 

(c) by Arne Mulder july 2000

K E E P I T U P

by Arcade

Dance Trends: The Best of '99



K E E P I T U P

by Arcade

Dance Trends: The Best of '99



----->>>

K E E P I T U P

by Arcade


Dance Trends: The Best of '99

K E E P I T U P

by Arcade

Dance Trends: The Best of '99

9




J & R Project

K E E P I T U P

Dance Trends: The Best of '99

MIDI version (c) 2000 by Arne Mulder

10



J & R Project

K E E P I T U P

Dance Trends: The Best of '99

MIDI version (c) 2000 by Arne Mulder

11

----->>>

12

K E E P I T U P

Dance Trends: The Best of '99

MIDI version (c) 2000 by Arne Mulder

This block contains the musical notation for measure 12. It includes a guitar staff with a treble clef and a key signature of one flat, showing a rhythmic pattern of eighth notes with 'x' marks above them. Below the guitar is a vocal line with a treble clef and the lyrics 'K E E P I T U P'. The piano accompaniment consists of two staves: a right-hand staff with a treble clef and a key signature of one flat, and a left-hand staff with a bass clef and a key signature of one flat. The bass line features a sequence of notes including a sharp sign. A dashed line with three arrows points to the start of the measure.



----->>>

13

K E E P I T U P

Dance Trends: The Best of '99

MIDI version (c) 2000 by Arne Mulder

This block contains the musical notation for measure 13. It follows the same layout as measure 12, with guitar, vocal, piano, and bass staves. The guitar staff shows a similar rhythmic pattern. The vocal line has the lyrics 'K E E P I T U P'. The piano accompaniment continues with the same key signature and bass line structure as in measure 12. A dashed line with three arrows points to the start of the measure.

14

>>>

J & R Project

K E E P I T U P

Dance Trends: The Best of '99

MIDI version (c) 2000 by Arne Mulder

>>>



15

>>>

J & R Project

K E E P I T U P

Dance Trends: The Best of '99

MIDI version (c) 2000 by Arne Mulder

>>>

16

K E E P I T U P

Dance Trends: The Best of '99

MIDI version (c) 2000 by Arne Mulder



17

K E E P I T U P

Dance Trends: The Best of '99

MIDI version (c) 2000 by Arne Mulder



18

by Arcade

19

>>>

K E E P I T U P

by Arcade

Sequenced by Arne Mulder

20

>>>

K E E P I T U P

Sequenced by Arne Mulder

21

>>>

K E E P I T U P

Sequenced by Arne Mulder

22

>>>

K E E P I T U P

Sequenced by Arne Mulder

23

----->>>

K E E P I T U P

Sequenced by Arne Mulder

Detailed description: This block contains the musical notation for measure 23. It includes a guitar tablature staff at the top with fret numbers and 'x' marks for barre positions. Below it is a vocal line in treble clef with the lyrics 'K E E P I T U P' and a bass line in bass clef. The measure is marked with a double bar line and the number '23' above it. A dashed line with three arrows points to the start of the measure.



24

----->>>

K E E P I T U P

Sequenced by Arne Mulder

Detailed description: This block contains the musical notation for measure 24. It includes a guitar tablature staff at the top with fret numbers and 'x' marks for barre positions. Below it is a vocal line in treble clef with the lyrics 'K E E P I T U P' and a bass line in bass clef. The measure is marked with a double bar line and the number '24' above it. A dashed line with three arrows points to the start of the measure.



25

----->>>

K E E P I T U P

Sequenced by Arne Mulder

Detailed description: This block contains the musical notation for measure 25. It includes a guitar tablature staff at the top with fret numbers and 'x' marks for barre positions. Below it is a vocal line in treble clef with the lyrics 'K E E P I T U P' and a bass line in bass clef. The measure is marked with a double bar line and the number '25' above it. A dashed line with three arrows points to the start of the measure.



26

----->>>

K E E P I T U P

Sequenced by Arne Mulder

Detailed description: This block contains the musical notation for measure 26. It includes a guitar tablature staff at the top with fret numbers and 'x' marks for barre positions. Below it is a vocal line in treble clef with the lyrics 'K E E P I T U P' and a bass line in bass clef. The measure is marked with a double bar line and the number '26' above it. A dashed line with three arrows points to the start of the measure.

27

K E E P I T U P

Sequenced by Arne Mulder

Dance Trends: The Best of '99



28

K E E P I T U P

Sequenced by Arne Mulder

Dance Trends: The Best of '99

29

KEEP IT UP

Sequenced by Arne Mulder

Dance Trends: The Best of '99

Detailed description: This block contains the musical notation for measure 29. It includes a guitar staff with a treble clef and a key signature of one flat, showing a rhythmic pattern of eighth notes with 'x' marks above them. Below the guitar is a vocal melody line in treble clef with the lyrics 'KEEP IT UP'. Underneath the vocal line is a bass line in bass clef. At the bottom is a piano accompaniment in treble clef with a key signature of one flat. A dashed line with three right-pointing arrows is positioned above the guitar staff.



30

KEEP IT UP

Sequenced by Arne Mulder

Dance Trends: The Best of '99

Detailed description: This block contains the musical notation for measure 30. It follows the same layout as measure 29, with guitar, vocal melody, bass, and piano accompaniment. The guitar staff shows a continuation of the rhythmic pattern. The vocal line continues with the lyrics 'KEEP IT UP'. A dashed line with three right-pointing arrows is positioned above the guitar staff.



31

KEEP IT UP

Sequenced by Arne Mulder

Dance Trends: The Best of '99

Detailed description: This block contains the musical notation for measure 31. It follows the same layout as measures 29 and 30, with guitar, vocal melody, bass, and piano accompaniment. The guitar staff shows the continuation of the rhythmic pattern. The vocal line continues with the lyrics 'KEEP IT UP'. A dashed line with three right-pointing arrows is positioned above the guitar staff.

32

>>>

K E E P I T U P

Sequenced by Arne Mulder

Dance Trends: The Best of '99



33

>>>

K E E P I T U P

Sequenced by Arne Mulder

Dance Trends: The Best of '99



34

>>>

K E E P I T U P

Sequenced by Arne Mulder

Dance Trends: The Best of '99


35

>>>

K E E P I T U P

Sequenced by Arne Mulder

Dance Trends: The Best of '99




36

>>>

K E E P I T U P

Sequenced by Arne Mulder

Dance Trends: The Best of '99




37

>>>

K E E P I T U P

Sequenced by Arne Mulder

Dance Trends: The Best of '99




38

----->>>

K E E P I T U P

Sequenced by Arne Mulder

Dance Trends: The Best of '99




39

----->>>

K E E P I T U P

Sequenced by Arne Mulder

Dance Trends: The Best of '99




40

----->>>

K E E P I T U P

Sequenced by Arne Mulder

Dance Trends: The Best of '99



41

K E E P I T U P

Sequenced by Arne Mulder

Dance Trends: The Best of '99



42

K E E P I T U P

Sequenced by Arne Mulder

Dance Trends: The Best of '99



43

for Toplist Team exclusive

44

>>>

for Toplist Team exclusive

<<<

Two parallel double bar lines are positioned to the left of the piano part.

Detailed description: This block shows the musical notation for measure 44. It consists of three staves. The top staff is a guitar staff with a treble clef and a key signature of one sharp (F#), containing six chords marked with 'x' symbols. The middle staff is a bass staff with a bass clef and a key signature of one flat (Bb), containing six eighth notes. The bottom staff is a piano staff with a treble clef and a key signature of one sharp (F#), containing six chords. Dashed lines with arrows point from the guitar and piano parts to the left. The text 'for Toplist Team exclusive' is centered between the guitar and bass staves. Two parallel double bar lines are positioned to the left of the piano part.

45

>>>

for Toplist Team exclusive

<<<

Two parallel double bar lines are positioned to the left of the piano part.

Detailed description: This block shows the musical notation for measure 45. It consists of three staves. The top staff is a guitar staff with a treble clef and a key signature of one sharp (F#), containing six chords marked with 'x' symbols. The middle staff is a bass staff with a bass clef and a key signature of one flat (Bb), containing six eighth notes. The bottom staff is a piano staff with a treble clef and a key signature of one sharp (F#), containing six chords. Dashed lines with arrows point from the guitar and piano parts to the left. The text 'for Toplist Team exclusive' is centered between the guitar and bass staves. Two parallel double bar lines are positioned to the left of the piano part.

46

>>>

for Toplist Team exclusive

Track taken from the Album:

<<<

Detailed description: This block shows the musical notation for measure 46. It consists of four staves. The top staff is a guitar staff with a treble clef and a key signature of one sharp (F#), containing six chords marked with 'x' symbols. The second staff is a bass staff with a bass clef and a key signature of one flat (Bb), containing six eighth notes. The third staff is a piano staff with a treble clef and a key signature of one sharp (F#), containing a whole note chord. The bottom staff is a piano staff with a treble clef and a key signature of one sharp (F#), containing six chords. Dashed lines with arrows point from the guitar and piano parts to the left. The text 'for Toplist Team exclusive' is centered between the guitar and bass staves. The text 'Track taken from the Album:' is centered between the bass and the piano staff above the whole note chord. Two parallel double bar lines are positioned to the left of the piano staff below the whole note chord.

47

>>>

for Toplist Team exclusive

<<<

Don't modify this file without

Detailed description: This block shows the musical notation for measure 47. It consists of four staves. The top staff is a guitar tablature staff with a treble clef and a key signature of one sharp (F#), containing six measures of chords marked with 'x' symbols. The second staff is a bass clef staff with a key signature of one flat (Bb), containing six measures of eighth notes. The third staff is a treble clef staff with a key signature of one sharp (F#), containing six measures of eighth notes. The fourth staff is a treble clef staff with a key signature of one sharp (F#), containing six measures of eighth notes. A double bar line is present at the end of the measure. To the left of the staves, there are three dashed lines with arrows pointing right, and two double bar lines. The text 'for Toplist Team exclusive' is positioned between the first and second staves, and 'Don't modify this file without' is positioned between the third and fourth staves.

48

>>>

for Toplist Team exclusive

<<<

Detailed description: This block shows the musical notation for measure 48. It consists of four staves. The top staff is a guitar tablature staff with a treble clef and a key signature of one sharp (F#), containing six measures of chords marked with 'x' symbols. The second staff is a bass clef staff with a key signature of one flat (Bb), containing six measures of eighth notes. The third staff is a treble clef staff with a key signature of one sharp (F#), containing six measures of eighth notes. The fourth staff is a treble clef staff with a key signature of one sharp (F#), containing six measures of eighth notes. A double bar line is present at the end of the measure. To the left of the staves, there are three dashed lines with arrows pointing right, and two double bar lines. The text 'for Toplist Team exclusive' is positioned between the first and second staves.

49

>>>

for Toplist Team exclusive

<<<

Don't modify this file without

Detailed description: This block shows the musical notation for measure 49. It consists of four staves. The top staff is a guitar tablature staff with a treble clef and a key signature of one sharp (F#), containing six measures of chords marked with 'x' symbols. The second staff is a bass clef staff with a key signature of one flat (Bb), containing six measures of eighth notes. The third staff is a treble clef staff with a key signature of one sharp (F#), containing six measures of eighth notes. The fourth staff is a treble clef staff with a key signature of one sharp (F#), containing six measures of eighth notes. A double bar line is present at the end of the measure. To the left of the staves, there are three dashed lines with arrows pointing right, and two double bar lines. The text 'for Toplist Team exclusive' is positioned between the first and second staves, and 'Don't modify this file without' is positioned between the third and fourth staves.

50

>>>

for Toplist Team exclusive

<<<

Two parallel double slashes are located to the left of the musical notation.

51

>>>

for Toplist Team exclusive

<<<

Don't modify this file without

Two parallel double slashes are located to the left of the musical notation.

52

>>>

for Toplist Team exclusive

<<<

Two parallel double slashes are located to the left of the musical notation.

53

>>>

my permission.

for Toplist Team exclusive

<<<

Don't modify this file without

Detailed description: This block contains the musical notation for measures 53 and 54. Measure 53 shows guitar tablature with 'x' marks on strings 2, 4, and 5, and a vocal line with a whole rest. Measure 54 shows guitar tablature with notes on strings 1, 2, 3, 4, and 5, and a vocal line with eighth notes. A bass line with eighth notes is present in both measures. A double bar line is located at the end of measure 54.



54

>>>

my permission.

for Toplist Team exclusive

<<<

Detailed description: This block is a duplicate of the one above, showing measures 53 and 54 with guitar tablature, vocal line, and bass line. The lyrics are 'my permission. for Toplist Team exclusive Don't modify this file without'. A double bar line is located at the end of measure 54.

55

my permission.

for Toplist Team exclusive



56

my permission.

for Toplist Team exclusive



57

my permission.

for Toplist Team exclusive

58

my permission.

for Toplist Team exclusive



59

my permission.

for Toplist Team exclusive



60

my permission.

for Toplist Team exclusive

61

Musical score for measure 61. It consists of four staves: guitar, vocal line, piano accompaniment (right hand), and piano accompaniment (left hand). The guitar staff has a treble clef and contains a series of chords marked with 'x' and some notes. The vocal line is in treble clef and contains the lyrics "my permission." The piano accompaniment (right hand) is in treble clef and features a rhythmic pattern of eighth notes. The piano accompaniment (left hand) is in bass clef and features a rhythmic pattern of eighth notes. There are two dashed lines with arrows pointing to the guitar and piano accompaniment (right hand) staves.



62

Musical score for measure 62. It consists of four staves: guitar, vocal line, piano accompaniment (right hand), and piano accompaniment (left hand). The guitar staff has a treble clef and contains a series of chords marked with 'x' and some notes. The vocal line is in treble clef and contains the lyrics "my permission." The piano accompaniment (right hand) is in treble clef and features a rhythmic pattern of eighth notes. The piano accompaniment (left hand) is in bass clef and features a rhythmic pattern of eighth notes. There are two dashed lines with arrows pointing to the guitar and piano accompaniment (right hand) staves.

63

my permission.

for Toplist Team exclusive



64

my permission.

for Toplist Team exclusive

65

my permission.

for Toplist Team exclusive



66

my permission.

for Toplist Team exclusive

67

my permission.

for Toplist Team exclusive



68

my permission.

for Toplist Team exclusive

69

my permission.

for Toplist Team exclusive



70

my permission.

for Toplist Team exclusive



71

J & R Project

my permission.

by Arcade

72

>>>

J & R Project

K E E P I T U P

Sequenced by Arne Mulder

Dance Trends: The Best of '99

MIDI version (c) 2000 by Arne Mulder



73

>>>

K E E P I T U P

Sequenced by Arne Mulder

Dance Trends: The Best of '99

MIDI version (c) 2000 by Arne Mulder

74

>>>

K E E P I T U P

Sequenced by Arne Mulder

Dance Trends: The Best of '99

MIDI version (c) 2000 by Arne Mulder



75

>>>

K E E P I T U P

Sequenced by Arne Mulder

Dance Trends: The Best of '99

MIDI version (c) 2000 by Arne Mulder

76

----->>>

K E E P I T U P

Sequenced by Arne Mulder

Dance Trends: The Best of '99

MIDI version (c) 2000 by Arne Mulder



77

----->>>

K E E P I T U P

Sequenced by Arne Mulder

Dance Trends: The Best of '99

MIDI version (c) 2000 by Arne Mulder

78

>>>

K E E P I T U P

Sequenced by Arne Mulder

Dance Trends: The Best of '99

MIDI version (c) 2000 by Arne Mulder



79

>>>

K E E P I T U P

Sequenced by Arne Mulder

Dance Trends: The Best of '99

MIDI version (c) 2000 by Arne Mulder

80

----->>>

K E E P I T U P

Sequenced by Arne Mulder

Dance Trends: The Best of '99

MIDI version (c) 2000 by Arne Mulder

----->>>



81

----->>>

K E E P I T U P

Sequenced by Arne Mulder

Dance Trends: The Best of '99

MIDI version (c) 2000 by Arne Mulder

----->>>

82

----->>>

K E E P I T U P

Sequenced by Arne Mulder

Dance Trends: The Best of '99

MIDI version (c) 2000 by Arne Mulder

----->>>



83

----->>>

K E E P I T U P

Sequenced by Arne Mulder

Dance Trends: The Best of '99

MIDI version (c) 2000 by Arne Mulder

84

----->>>

K E E P I T U P

Sequenced by Arne Mulder

Dance Trends: The Best of '99

MIDI version (c) 2000 by Arne Mulder

----->>>



85

----->>>

K E E P I T U P

Sequenced by Arne Mulder

Dance Trends: The Best of '99

MIDI version (c) 2000 by Arne Mulder

86

----->>>

K E E P I T U P

Sequenced by Arne Mulder

Dance Trends: The Best of '99

MIDI version (c) 2000 by Arne Mulder

----->>>



87

----->>>

K E E P I T U P

Sequenced by Arne Mulder

Dance Trends: The Best of '99

MIDI version (c) 2000 by Arne Mulder

----->>>

88

----->>>

K E E P I T U P

Sequenced by Arne Mulder

Dance Trends: The Best of '99

MIDI version (c) 2000 by Arne Mulder

----->>>



89

----->>>

K E E P I T U P

Sequenced by Arne Mulder

Dance Trends: The Best of '99

MIDI version (c) 2000 by Arne Mulder

90

----->>>

K E E P I T U P

Sequenced by Arne Mulder

Dance Trends: The Best of '99

MIDI version (c) 2000 by Arne Mulder

----->>>



91

----->>>

K E E P I T U P

Sequenced by Arne Mulder

Dance Trends: The Best of '99

MIDI version (c) 2000 by Arne Mulder

92

----->>>

K E E P I T U P

Sequenced by Arne Mulder

Dance Trends: The Best of '99

MIDI version (c) 2000 by Arne Mulder

----->>>



93

----->>>

K E E P I T U P

Sequenced by Arne Mulder

Dance Trends: The Best of '99

MIDI version (c) 2000 by Arne Mulder

94

----->>>

K E E P I T U P

Sequenced by Arne Mulder

Dance Trends: The Best of '99

MIDI version (c) 2000 by Arne Mulder

----->>>



95

----->>>

K E E P I T U P

Sequenced by Arne Mulder

Dance Trends: The Best of '99

MIDI version (c) 2000 by Arne Mulder

96

----->>>

K E E P I T U P

Sequenced by Arne Mulder

Dance Trends: The Best of '99

MIDI version (c) 2000 by Arne Mulder

-----<<<

----->>>



97

----->>>

K E E P I T U P

Sequenced by Arne Mulder

Dance Trends: The Best of '99

MIDI version (c) 2000 by Arne Mulder

-----<<<

98

----->>>

K E E P I T U P

Sequenced by Arne Mulder

Dance Trends: The Best of '99

MIDI version (c) 2000 by Arne Mulder

<<<-----

----->>>



99

----->>>

K E E P I T U P

Sequenced by Arne Mulder

Dance Trends: The Best of '99

MIDI version (c) 2000 by Arne Mulder

<<<-----

100

----->>>

K E E P I T U P

Sequenced by Arne Mulder

Dance Trends: The Best of '99

MIDI version (c) 2000 by Arne Mulder

-----<<<

----->>>



101

----->>>

K E E P I T U P

Sequenced by Arne Mulder

Dance Trends: The Best of '99

MIDI version (c) 2000 by Arne Mulder

-----<<<

102

----->>>

K E E P I T U P

Sequenced by Arne Mulder

Dance Trends: The Best of '99

MIDI version (c) 2000 by Arne Mulder

<<<-----

----->>>



103

----->>>

K E E P I T U P

Sequenced by Arne Mulder

Dance Trends: The Best of '99

MIDI version (c) 2000 by Arne Mulder

<<<-----

104

K E E P I T U P

Sequenced by Arne Mulder



105

K E E P I T U P

Sequenced by Arne Mulder



106

K E E P I T U P

Sequenced by Arne Mulder

107

K E E P I T U P

Sequenced by Arne Mulder



108

K E E P I T U P

Sequenced by Arne Mulder



109

K E E P I T U P

Sequenced by Arne Mulder

110

K E E P I T U P

Sequenced by Arne Mulder



111

K E E P I T U P

Sequenced by Arne Mulder



112

J & R Project

K E E P I T U P

Dance Trends: The Best of '99

J & R Project

K E E P I T U P

113

Detailed description: This block contains the musical notation for measure 113. It features a vocal line in treble clef with the lyrics 'K E E P I T U P' and a guitar accompaniment in bass clef. The guitar part consists of a series of eighth notes in a descending pattern. A dashed line with '>>>' indicates the continuation of the guitar part.

Dance Trends: The Best of '99



K E E P I T U P

114

Detailed description: This block contains the musical notation for measure 114. It features a vocal line in treble clef with the lyrics 'K E E P I T U P' and a guitar accompaniment in bass clef. The guitar part continues the descending eighth-note pattern. A dashed line with '>>>' indicates the continuation of the guitar part.

Dance Trends: The Best of '99



K E E P I T U P

115

Detailed description: This block contains the musical notation for measure 115. It features a vocal line in treble clef with the lyrics 'K E E P I T U P' and a guitar accompaniment in bass clef. The guitar part continues the descending eighth-note pattern. A dashed line with '>>>' indicates the continuation of the guitar part.

Dance Trends: The Best of '99



K E E P I T U P

116

Detailed description: This block contains the musical notation for measure 116. It features a vocal line in treble clef with the lyrics 'K E E P I T U P' and a guitar accompaniment in bass clef. The guitar part continues the descending eighth-note pattern. A dashed line with '>>>' indicates the continuation of the guitar part.

Dance Trends: The Best of '99

K E E P I T U P

117

----->>>

Dance Trends:The Best of '99

K E E P I T U P

118

----->>>

Dance Trends:The Best of '99

K E E P I T U P

119

----->>>

Dance Trends:The Best of '99

K E E P I T U P

120

Dance Trends:The Best of '99

K E E P I T U P

121

J & R Project - J and r project keep it up

>>>

♩ = 135,000137

7 2

12

16

19

23

27

31

35

38

41

(c) by Arne Mulder july 2000

6 6

V.S.

43



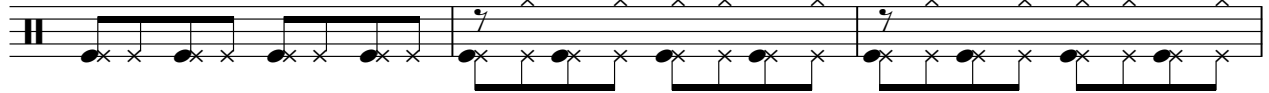
46



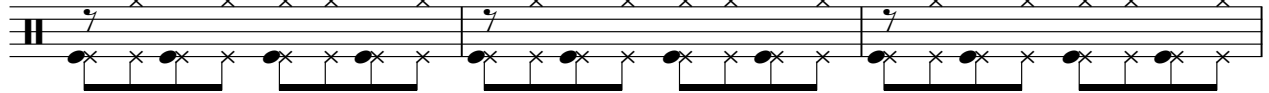
50



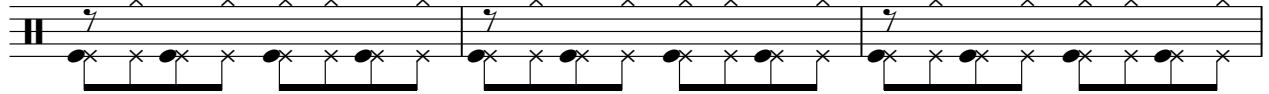
54



57



60




63



66



69



72



----->>>

76

80

83

86

89

91

93

95

97

99

V.S.

4

----->>>

101

Musical notation for guitar tab 101. It consists of two staves. The top staff is a standard musical staff with a treble clef and a 7/8 time signature. It contains a sequence of notes: a quarter rest, an eighth note G4, a quarter note A4, an eighth note B4, a quarter note C5, a quarter note D5, an eighth note E5, a quarter note F5, an eighth note G5, a quarter note A5, and an eighth note B5. The bottom staff is a guitar tab with six lines. It shows a sequence of fret numbers: 0, 2, 3, 4, 5, 6, 7, 8, 9, 10, 11, 12, 13, 14, 15, 16, 17, 18, 19, 20, 21, 22, 23, 24, 25, 26, 27, 28, 29, 30, 31, 32, 33, 34, 35, 36, 37, 38, 39, 40, 41, 42, 43, 44, 45, 46, 47, 48, 49, 50, 51, 52, 53, 54, 55, 56, 57, 58, 59, 60, 61, 62, 63, 64, 65, 66, 67, 68, 69, 70, 71, 72, 73, 74, 75, 76, 77, 78, 79, 80, 81, 82, 83, 84, 85, 86, 87, 88, 89, 90, 91, 92, 93, 94, 95, 96, 97, 98, 99, 100. The notation includes various symbols such as 'x' for muted notes and '7' for a barre.

103

Musical notation for guitar tab 103. It consists of two staves. The top staff is a standard musical staff with a treble clef and a 7/8 time signature. It contains a sequence of notes: a quarter rest, an eighth note G4, a quarter note A4, an eighth note B4, a quarter note C5, a quarter note D5, an eighth note E5, a quarter note F5, an eighth note G5, a quarter note A5, and an eighth note B5. The bottom staff is a guitar tab with six lines. It shows a sequence of fret numbers: 0, 2, 3, 4, 5, 6, 7, 8, 9, 10, 11, 12, 13, 14, 15, 16, 17, 18, 19, 20, 21, 22, 23, 24, 25, 26, 27, 28, 29, 30, 31, 32, 33, 34, 35, 36, 37, 38, 39, 40, 41, 42, 43, 44, 45, 46, 47, 48, 49, 50, 51, 52, 53, 54, 55, 56, 57, 58, 59, 60, 61, 62, 63, 64, 65, 66, 67, 68, 69, 70, 71, 72, 73, 74, 75, 76, 77, 78, 79, 80, 81, 82, 83, 84, 85, 86, 87, 88, 89, 90, 91, 92, 93, 94, 95, 96, 97, 98, 99, 100. The notation includes various symbols such as 'x' for muted notes and '7' for a barre.

106

Musical notation for guitar tab 106. It consists of two staves. The top staff is a standard musical staff with a treble clef and a 7/8 time signature. It contains a sequence of notes: a quarter rest, an eighth note G4, a quarter note A4, an eighth note B4, a quarter note C5, a quarter note D5, an eighth note E5, a quarter note F5, an eighth note G5, a quarter note A5, and an eighth note B5. The bottom staff is a guitar tab with six lines. It shows a sequence of fret numbers: 0, 2, 3, 4, 5, 6, 7, 8, 9, 10, 11, 12, 13, 14, 15, 16, 17, 18, 19, 20, 21, 22, 23, 24, 25, 26, 27, 28, 29, 30, 31, 32, 33, 34, 35, 36, 37, 38, 39, 40, 41, 42, 43, 44, 45, 46, 47, 48, 49, 50, 51, 52, 53, 54, 55, 56, 57, 58, 59, 60, 61, 62, 63, 64, 65, 66, 67, 68, 69, 70, 71, 72, 73, 74, 75, 76, 77, 78, 79, 80, 81, 82, 83, 84, 85, 86, 87, 88, 89, 90, 91, 92, 93, 94, 95, 96, 97, 98, 99, 100. The notation includes various symbols such as 'x' for muted notes and '7' for a barre.

109

Musical notation for guitar tab 109. It consists of two staves. The top staff is a standard musical staff with a treble clef and a 7/8 time signature. It contains a sequence of notes: a quarter rest, an eighth note G4, a quarter note A4, an eighth note B4, a quarter note C5, a quarter note D5, an eighth note E5, a quarter note F5, an eighth note G5, a quarter note A5, and an eighth note B5. The bottom staff is a guitar tab with six lines. It shows a sequence of fret numbers: 0, 2, 3, 4, 5, 6, 7, 8, 9, 10, 11, 12, 13, 14, 15, 16, 17, 18, 19, 20, 21, 22, 23, 24, 25, 26, 27, 28, 29, 30, 31, 32, 33, 34, 35, 36, 37, 38, 39, 40, 41, 42, 43, 44, 45, 46, 47, 48, 49, 50, 51, 52, 53, 54, 55, 56, 57, 58, 59, 60, 61, 62, 63, 64, 65, 66, 67, 68, 69, 70, 71, 72, 73, 74, 75, 76, 77, 78, 79, 80, 81, 82, 83, 84, 85, 86, 87, 88, 89, 90, 91, 92, 93, 94, 95, 96, 97, 98, 99, 100. The notation includes various symbols such as 'x' for muted notes and '7' for a barre. A double bar line is present at the end of the tab, with the number 11 written below it.

11

♩ = 135,000137

9 2

16

55

73

39 9

(c) by Arne Mulder july 2000

J & R Project - J and r project keep it up
K E E P I T U P

♩ = 135,000137

4

6

8

10

12

14

16

The musical score consists of eight staves of music in 4/4 time. The tempo is marked as ♩ = 135,000137. The key signature has one sharp (F#). The rhythm is highly complex, featuring a mix of eighth and sixteenth notes, often beamed together. The melody starts with a whole rest on the first staff, followed by a series of eighth notes with various accidentals (sharps, flats, naturals). The piece concludes with a whole rest on the final staff.

(c) by Arne Mulder july 2000

19



21



23



25



27



29



31



33



35



37



39

41

43

29

73

75

77

79

81

83

85

V.S.

87

89

91

93

95

97

99

101

103

105

107



109



111



113



115



117



119



my permission.

J & R Project - J and r project keep it up

♩ = 135,000137

52

56

58

60

62

64

66

68

70

52

© by Arne Mulder july 2000

by Arcade

J & R Project - J and r project keep it up

$\text{♩} = 135,000137$

5

10

8 52

71

51

(c) by Arne Mulder july 2000

J & R Project - J and r project keep it up

----->>>

♩ = 135,000137

54

56

58

60

62

64

66

68

70

33

(c) by Arne Mulder july 2000

104

106

108

110

112

114

116

118

♩ = 135,000137

18



22



26



30



34



38



41

29



72



76



80



84



88



92



96



100



104



108



111

11



for Toplist Team exclusive

J & R Project - J and r project keep it up

♩ = 135,000137

42



45



49



53



57



61



65



69

52



(c) by Arne Mulder july 2000

Track taken from the Album: J & R Project - J and r project keep it up



(c) by Arne Mulder july 2000

♩ = 135,000137

8

15

30

37

43

29

77

84

91

98

(c) by Arne Mulder july 2000

V.S.

104

8

Musical notation for measures 104-115. Measure 104 is a whole rest. Measures 105-115 contain guitar chords and melodic lines with accidentals.

116

2

Musical notation for measures 116-117. Measure 116 contains guitar chords and melodic lines with accidentals. Measure 117 is a whole rest.

J & R Project - J and r project keep it up

<<<-----

♩ = 135,000137

42

44

46

48

50

52

54

68

(c) by Arne Mulder july 2000

J & R Project - J and r project keep it up
MIDI version (c) 2000 by Arne Mulder

♩ = 135,000137

9

9

16

54

16

75

75

82

82

89

89

96

96

101

19

101

(c) by Arne Mulder july 2000

♩ = 135,000137

46

Musical notation for measure 46, showing a treble clef, a 4/4 time signature, and a staff with a whole rest in the first measure. The second and fourth measures contain a half note G#4 with a guitar fretboard diagram below it. The third measure is empty.

51

69

Musical notation for measure 69, showing a treble clef, a 4/4 time signature, and a staff with a half note G#4 in the first measure, a whole rest in the second measure, a half note G#4 in the third measure, and a whole rest in the fourth measure. The number 69 is written above the staff in the fourth measure. Below the staff are guitar fretboard diagrams for the half notes G#4.


(c) by Arne Mulder july 2000

J & R Project - J and r project keep it up

<<<-----

♩ = 135,000137

95



99



102

19



(c) by Arne Mulder july 2000

J & R Project - J and r project keep it up

----->>>

#o o o o o

♩ = 135,000137

4 **13** **9**

o o #o o #o

28 **11** **20**

#o #o #o

64 **3** **4** **7**

#o #o #o #o #o

82

#o #o #o

91

#o #o #o

98 **20**

(c) by Arne Mulder july 2000