

Aerosmith - Amazing

♩ = 72,000031

Track 9

Track 13

Remixed by Estrada 25th February 2011

Track 6

Track 7

Track 8

Track 11

Chart Positions: CAN No. 4 US No. 24

Aerosmith - Amazing 1993

Track 10

♩ = 72,000031

From the Album "Get A Grip"

Track 12

Track 13

Remixed by Estrada 25th February 2011

Track 11

Chart Positions: CAN No. 4 US No. 24

Aerosmith - Amazing 1993

From the Album "Get A Grip"



Track 13

Track 11

Chart Positions: CAN No. 4 US No. 24

Aerosmith - Amazing 1993

From the Album "Get A Grip"



8

Track 13

Track 11

Chart Positions: CAN No. 4 US No. 24

Aerosmith - Amazing 1993



10

Track 13

Track 6

Track 11

Chart Positions: CAN No. 4 US No. 24

Aerosmith - Amazing 1993

12

Track 13

Remixed by Estrada 25th February 2011

Track 6

Track 11

Chart Positions: CAN No. 4 US No. 24

Aerosmith - Amazing 1993



13

Track 13

Remixed by Estrada 25th February 2011

Track 6

Track 8

Track 11

Chart Positions: CAN No. 4 US No. 24

Aerosmith - Amazing 1993

14

Track 13

Remixed by Estrada 25th February 2011

Track 8

Track 11

Chart Positions: CAN No. 4 US No. 24



16

Track 13

Remixed by Estrada 25th February 2011

Track 8

Track 11

Chart Positions: CAN No. 4 US No. 24

18

Track 13

Remixed by Estrada 25th February 2011

Track 8

Track 11

Chart Positions: CAN No. 4 US No. 24

Detailed description: This block contains the musical notation for measures 18 and 19. It features four staves: Track 13 (Guitar), Track 8 (Piano), Track 11 (Piano), and a Bass line. Track 13 has a capo on the 2nd fret and plays a rhythmic pattern of eighth notes. Track 8 plays a chordal accompaniment. Track 11 plays a melodic line. The bass line is in the bottom staff.



20

Track 13

Remixed by Estrada 25th February 2011

Track 8

Track 11

Chart Positions: CAN No. 4 US No. 24

Detailed description: This block contains the musical notation for measures 20 and 21. It features four staves: Track 13 (Guitar), Track 8 (Piano), Track 11 (Piano), and a Bass line. Track 13 has a capo on the 2nd fret and plays a rhythmic pattern of eighth notes. Track 8 plays a chordal accompaniment. Track 11 plays a melodic line. The bass line is in the bottom staff.

21

Remixed by Estrada 25th February 2011

Chart Positions: CAN No. 4 US No. 24

Musical score for measures 21-24. It consists of five staves: Track 13 (Guitar), Track 7 (Piano), Track 8 (Piano), Track 11 (Piano), and a Bass line. Track 13 shows a complex guitar part with many accidentals and a '7' fret indicator. Track 7 has a whole rest. Track 8 has a whole note chord. Track 11 has a whole note chord. The Bass line has a whole note chord. A double bar line is at the end of measure 24.



22

Remixed by Estrada 25th February 2011

Chart Positions: CAN No. 4 US No. 24

Musical score for measures 25-28. It consists of five staves: Track 13 (Guitar), Track 7 (Piano), Track 11 (Piano), and a Bass line. Track 13 shows a guitar part with 'x' marks on the strings and a '7' fret indicator. Track 7 has a whole note chord. Track 11 has a whole note chord. The Bass line has a whole note chord. A double bar line is at the end of measure 28.

23

Track 13

Remixed by Estrada 25th February 2011

Track 7

Track 11

Chart Positions: CAN No. 4 US No. 24

Detailed description of the musical score for measures 23-24. The score is arranged in five staves. Track 13 (Guitar) is the top staff, showing a rhythmic pattern with 'x' marks above the staff. Track 7 (Piano) is the second staff, showing a melody with eighth notes. Track 11 (Piano) is the third staff, showing a melody with eighth notes and a slur. The bass line is the bottom staff, showing a simple rhythmic pattern. The text 'Remixed by Estrada 25th February 2011' is placed between the guitar and piano staves. The chart positions 'CAN No. 4 US No. 24' are at the bottom left of the score.



24

Track 13

Remixed by Estrada 25th February 2011

Track 7

Track 11

Chart Positions: CAN No. 4 US No. 24

Detailed description of the musical score for measures 24-25. The score is arranged in five staves. Track 13 (Guitar) is the top staff, showing a rhythmic pattern with 'x' marks above the staff. Track 7 (Piano) is the second staff, showing a melody with eighth notes and a triplet. Track 11 (Piano) is the third staff, showing a melody with eighth notes and a slur. The bass line is the bottom staff, showing a simple rhythmic pattern. The text 'Remixed by Estrada 25th February 2011' is placed between the guitar and piano staves. The chart positions 'CAN No. 4 US No. 24' are at the bottom left of the score.

26

Track 13

Track 7

Track 11

Remixed by Estrada 25th February 2011

Chart Positions: CAN No. 4 US No. 24



28

Track 13

Track 7

Track 11

Remixed by Estrada 25th February 2011

Chart Positions: CAN No. 4 US No. 24

30

Track 13

Remixed by Estrada 25th February 2011

Track 7

Track 11

Chart Positions: CAN No. 4 US No. 24



32

Track 13

Remixed by Estrada 25th February 2011

Track 7

Track 11

Chart Positions: CAN No. 4 US No. 24

Aerosmith - Amazing 1993

33

Track 9

Track 13

Remixed by Estrada 25th February 2011

Track 7

Track 11

Chart Positions: CAN No. 4 US No. 24

Aerosmith - Amazing 1993

Detailed description of the musical score for measures 33-34: The score is arranged in a multi-track format. Track 9 (top) contains a whole rest. Track 13 (second from top) features a complex guitar riff with various note values and rests, marked with asterisks. Track 7 (third from top) shows chordal accompaniment. Track 11 (fourth from top) contains a guitar solo with a 7th fret barre. The bass line (fifth from top) includes a triplet of eighth notes. A remixer credit 'Remixed by Estrada 25th February 2011' is placed between tracks 13 and 7. The title 'Aerosmith - Amazing 1993' and chart positions 'CAN No. 4 US No. 24' are located at the bottom of the score.



35

Track 9

Track 13

Remixed by Estrada 25th February 2011

Track 11

Chart Positions: CAN No. 4 US No. 24

Detailed description of the musical score for measures 35-36: The score continues the multi-track arrangement. Track 9 (top) features a long note with a slur. Track 13 (second from top) has a guitar riff with 'x' marks. Track 11 (fourth from top) contains a guitar solo. The bass line (fifth from top) has a long note with a slur. A remixer credit 'Remixed by Estrada 25th February 2011' is placed between tracks 13 and 11. The chart positions 'CAN No. 4 US No. 24' are at the bottom.

37

Track 9

Track 13

Remixed by Estrada 25th February 2011

Track 11

Chart Positions: CAN No. 4 US No. 24



39

Track 9

Track 13

Remixed by Estrada 25th February 2011

Track 11

Chart Positions: CAN No. 4 US No. 24

41

Track 9

Track 13

Remixed by Estrada 25th February 2011

Track 11

Chart Positions: CAN No. 4 US No. 24

Aerosmith - Amazing 1993



43

Track 9

Track 13

Remixed by Estrada 25th February 2011

Track 11

Chart Positions: CAN No. 4 US No. 24

Aerosmith - Amazing 1993

45

Track 9

Track 13

Remixed by Estrada 25th February 2011

Track 11

Chart Positions: CAN No. 4 US No. 24

Aerosmith - Amazing 1993



47

Track 9

Track 13

Remixed by Estrada 25th February 2011

Track 11

Chart Positions: CAN No. 4 US No. 24

Aerosmith - Amazing 1993

From the Album "Get A Grip"

48

Track 9

Track 13

Remixed by Estrada 25th February 2011

Track 11

Chart Positions: CAN No. 4 US No. 24

Aerosmith - Amazing 1993

From the Album "Get A Grip"

Track 12

49

Track 9

Track 13

Remixed by Estrada 25th February 2011

Track 11

Chart Positions: CAN No. 4 US No. 24

Aerosmith - Amazing 1993

From the Album "Get A Grip"

Track 12

50

Track 13

Remixed by Estrada 25th February 2011

Track 11

Chart Positions: CAN No. 4 US No. 24

Aerosmith - Amazing 1993

From the Album "Get A Grip"

Track 12

51

Track 13

Remixed by Estrada 25th February 2011

Track 7

Track 11

Chart Positions: CAN No. 4 US No. 24

From the Album "Get A Grip"

Track 12



53

Track 13

Remixed by Estrada 25th February 2011

Track 7

Track 11

Chart Positions: CAN No. 4 US No. 24

From the Album "Get A Grip"

Track 12

Musical score for measures 51-52. It features five staves: Track 13 (drums), Track 7 (treble clef), Track 11 (treble clef), Chart Positions (bass clef), and Track 12 (bass clef). Track 13 shows a drum pattern with 'x' marks for cymbals. Track 7 has a steady eighth-note accompaniment. Track 11 has a melodic line with some rests. Chart Positions has a simple bass line. Track 12 has a bass line with some chords.

Musical score for measures 53-54. It features five staves: Track 13 (drums), Track 7 (treble clef), Track 11 (treble clef), Chart Positions (bass clef), and Track 12 (bass clef). Track 13 shows a drum pattern with 'x' marks for cymbals. Track 7 has a steady eighth-note accompaniment. Track 11 has a melodic line with some rests. Chart Positions has a simple bass line. Track 12 has a bass line with some chords.

55

Track 13

Remixed by Estrada 25th February 2011

Track 7

Track 11

Chart Positions: CAN No. 4 US No. 24

From the Album "Get A Grip"

Track 12



57

Track 13

Remixed by Estrada 25th February 2011

Track 7

Track 11

Chart Positions: CAN No. 4 US No. 24

From the Album "Get A Grip"

Track 12

58

Track 13

Remixed by Estrada 25th February 2011

Track 7

Track 11

Chart Positions: CAN No. 4 US No. 24

From the Album "Get A Grip"

Track 12



60

Track 13

Remixed by Estrada 25th February 2011

Track 7

Track 11

Chart Positions: CAN No. 4 US No. 24

Track 10

From the Album "Get A Grip"

Track 12

62

Track 13

Remixed by Estrada 25th February 2011

Track 7

Track 11

Chart Positions: CAN No. 4 US No. 24

Track 10



64

Track 13

Remixed by Estrada 25th February 2011

Track 7

Track 11

Chart Positions: CAN No. 4 US No. 24

Track 10

65

Track 13

Remixed by Estrada 25th February 2011

Track 7

Track 11

Chart Positions: CAN No. 4 US No. 24

From the Album "Get A Grip"

Track 12



67

Track 13

Remixed by Estrada 25th February 2011

Track 7

Chart Positions: CAN No. 4 US No. 24

From the Album "Get A Grip"

Track 12

68

Track 13

Remixed by Estrada 25th February 2011

Track 7

Chart Positions: CAN No. 4 US No. 24

From the Album "Get A Grip"

Track 12



69

Track 13

Remixed by Estrada 25th February 2011

Track 7

Chart Positions: CAN No. 4 US No. 24

From the Album "Get A Grip"

Track 12

71

Track 13

Remixed by Estrada 25th February 2011

Track 7

Chart Positions: CAN No. 4 US No. 24

From the Album "Get A Grip"

Track 12



73

Track 13

Remixed by Estrada 25th February 2011

Track 7

Chart Positions: CAN No. 4 US No. 24

From the Album "Get A Grip"

Track 12

74

Track 13

Remixed by Estrada 25th February 2011

Track 7

Chart Positions: CAN No. 4 US No. 24

From the Album "Get A Grip"

Track 12



75

Track 13

Remixed by Estrada 25th February 2011

Track 7

Chart Positions: CAN No. 4 US No. 24

From the Album "Get A Grip"

Track 12

76

Track 13

Remixed by Estrada 25th February 2011

Track 7

Chart Positions: CAN No. 4 US No. 24

From the Album "Get A Grip"

Track 12



77

Track 13

Remixed by Estrada 25th February 2011

Track 7

Chart Positions: CAN No. 4 US No. 24

From the Album "Get A Grip"

Track 12

78

Track 13

Remixed by Estrada 25th February 2011

Track 7

Chart Positions: CAN No. 4 US No. 24

From the Album "Get A Grip"

Track 12



80

Track 13

Remixed by Estrada 25th February 2011

Track 7

Chart Positions: CAN No. 4 US No. 24

From the Album "Get A Grip"

Track 12

81

Track 13

Remixed by Estrada 25th February 2011

Track 7

Chart Positions: CAN No. 4 US No. 24

From the Album "Get A Grip"

Track 12

81

Track 13

Remixed by Estrada 25th February 2011

Track 7

Chart Positions: CAN No. 4 US No. 24

From the Album "Get A Grip"

Track 12



82

Track 13

Remixed by Estrada 25th February 2011

Track 7

Chart Positions: CAN No. 4 US No. 24

From the Album "Get A Grip"

Track 12

82

Track 13

Remixed by Estrada 25th February 2011

Track 7

Chart Positions: CAN No. 4 US No. 24

From the Album "Get A Grip"

Track 12

83

Track 13

Remixed by Estrada 25th February 2011

Track 7

Chart Positions: CAN No. 4 US No. 24

From the Album "Get A Grip"

Track 12



84

Track 13

Remixed by Estrada 25th February 2011

Track 7

Chart Positions: CAN No. 4 US No. 24

From the Album "Get A Grip"

Track 12

85 29

Track 13

Remixed by Estrada 25th February 2011

Track 7

Chart Positions: CAN No. 4 US No. 24

From the Album "Get A Grip"

Track 12



86

Track 13

Remixed by Estrada 25th February 2011

Track 7

Chart Positions: CAN No. 4 US No. 24

From the Album "Get A Grip"

Track 12

87

Track 13

Remixed by Estrada 25th February 2011

Track 7

Chart Positions: CAN No. 4 US No. 24

From the Album "Get A Grip"

Track 12



88

Track 13

Remixed by Estrada 25th February 2011

Track 7

Chart Positions: CAN No. 4 US No. 24

From the Album "Get A Grip"

Track 12

89 31

Track 13

Remixed by Estrada 25th February 2011

Track 7

Chart Positions: CAN No. 4 US No. 24

From the Album "Get A Grip"

Track 12



90

Track 13

Remixed by Estrada 25th February 2011

Track 7

Chart Positions: CAN No. 4 US No. 24

From the Album "Get A Grip"

Track 12

91

Track 13

Remixed by Estrada 25th February 2011

Track 7

Chart Positions: CAN No. 4 US No. 24

From the Album "Get A Grip"

Track 12



92

Track 13

Remixed by Estrada 25th February 2011

Track 7

Chart Positions: CAN No. 4 US No. 24

From the Album "Get A Grip"

Track 12

93 33

Track 13

Remixed by Estrada 25th February 2011

Track 7

Chart Positions: CAN No. 4 US No. 24

From the Album "Get A Grip"

Track 12



94

Track 13

Remixed by Estrada 25th February 2011

Track 7

Chart Positions: CAN No. 4 US No. 24

From the Album "Get A Grip"

Track 12

95

Track 13

Remixed by Estrada 25th February 2011

Track 7

Chart Positions: CAN No. 4 US No. 24

From the Album "Get A Grip"

Track 12



96

Track 13

Remixed by Estrada 25th February 2011

Track 7

Chart Positions: CAN No. 4 US No. 24

From the Album "Get A Grip"

Track 12

Remixed by Estrada 25th February 2011

98

A musical staff in treble clef with a key signature of one flat (Bb). It contains a sequence of notes: a quarter note Bb, an eighth note A, an eighth note G, a quarter note F, a quarter note E, and a quarter note D. A bracket above the last three notes (F, E, D) is labeled with the number '3', indicating a triplet. The staff ends with a double bar line.

Track 7

A musical staff in treble clef. It features a long slur that encompasses two notes: a half note G and a half note F. The staff ends with a double bar line.

Track 12

A musical staff in bass clef. It features a long slur that encompasses two notes: a half note G and a half note F. The staff ends with a double bar line.

♩ = 72,000031

32

A musical staff in 4/4 time, starting with a treble clef. Measure 32 contains a whole rest. Measures 33 and 34 contain quarter rests. Measure 35 contains a half note G4. Measures 36 and 37 contain a half note G4 with a slur over both. Measure 38 contains a quarter rest.

39

A musical staff in 4/4 time, starting with a treble clef. Measures 39, 40, 41, and 42 contain quarter notes G4, F4, E4, and D4 respectively, each with a slur over it. Measures 43, 44, and 45 contain quarter notes G4, F4, and E4.

46

50

A musical staff in 4/4 time, starting with a treble clef. Measures 46, 47, 48, and 49 contain quarter notes G4, F4, E4, and D4. Measure 50 contains a whole rest.

Track 13

Aerosmith - Amazing

♩ = 72,000031

7

13

16

20

23

27

31

34

38

V.S.

42

45

49

52

56

60

64

67

71

75

Track 13

79

Musical notation for measures 79-82. Each measure contains a guitar chord with a slash and an asterisk, and a bass line with a quarter note and an eighth note. The chords are: $\frac{1}{2}$ (measures 79-80), $\frac{2}{4}$ (measures 81-82). A '3' is written above the final measure.

83

Musical notation for measures 83-86. Each measure contains a guitar chord with a slash and an asterisk, and a bass line with a quarter note and an eighth note. The chords are: $\frac{3}{5}$ (measures 83-84), $\frac{4}{6}$ (measures 85-86).

87

Musical notation for measures 87-90. Each measure contains a guitar chord with a slash and an asterisk, and a bass line with a quarter note and an eighth note. The chords are: $\frac{5}{7}$ (measures 87-88), $\frac{6}{9}$ (measures 89-90).

91

Musical notation for measures 91-94. Each measure contains a guitar chord with a slash and an asterisk, and a bass line with a quarter note and an eighth note. The chords are: $\frac{7}{9}$ (measures 91-92), $\frac{8}{11}$ (measures 93-94).

95

Musical notation for measures 95-98. Measures 95-96 contain guitar chords with slashes and asterisks and bass lines. Measure 97 contains a guitar chord with a slash and asterisk, a bass line, and a double bar line. Measure 98 contains a double bar line and a '2' below the staff.

Aerosmith - Amazing
Remixed by Estrada 25th February 2011

♩ = 72,000031

3 6

13

19

24

27

30

34


39

44

50

V.S.

54



57



60



65



68



71



74



76



78



81



83

85

87

89

91

93

95

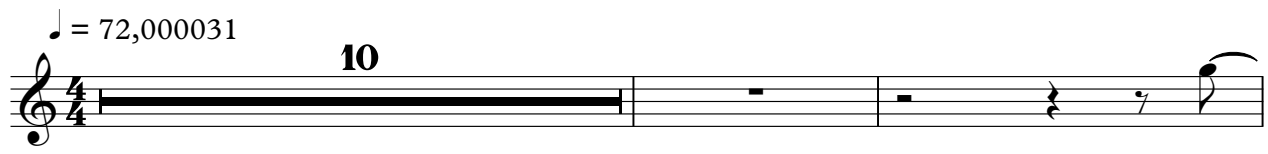
97

Track 6

Aerosmith - Amazing

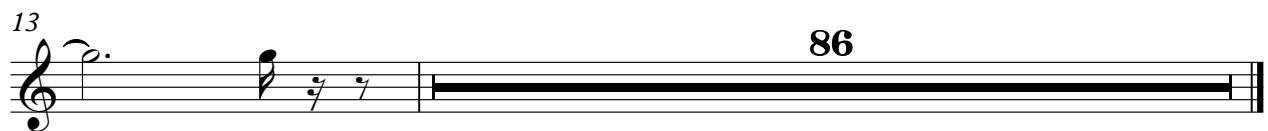
♩ = 72,000031

10



13

86



Aerosmith - Amazing

Track 7

♩ = 72,000031

20

25

29

35

16

54

58

63

70

77

84

V.S.


2

Track 7

91



95



Track 11

Aerosmith - Amazing

♩ = 72,000031

4

8

12

16

20

24

29

34

38

42

V.S.

45



49



53



58



62



64



Aerosmith - Amazing
Chart Positions: CAN No. 4 US No. 24

♩ = 72,000031



V.S.

54



58



63



67



71



75



79



83



87



91



94



♩ = 72,000031

1 2 3 4 5

6

6 7 8 9 10

11

11 12 13 14 15 16 17 18

33

33 34 35 36 37 38 39

44

44 45 46 47

48

48 49

♩ = 72,000031

60

Musical notation for measures 60, 61, and 62. Measure 60 is a whole rest. Measure 61 contains a half note chord (G2, D2) and a half note chord (G2, D2). Measure 62 contains a half note chord (G2, D2) and a half note chord (G2, D2).

63

35

Musical notation for measures 63, 64, and 65. Measure 63 contains a half note chord (G2, D2) and a half note chord (G2, D2). Measure 64 is a whole rest. Measure 65 is a whole rest.

From the Album "Get A Grip" Aerosmith - Amazing

♩ = 72,000031

Musical notation for the first system, measures 1-6. The piece is in 4/4 time. Measure 1 is a whole rest. Measures 2-6 contain a melodic line starting on a dotted quarter note and moving through eighth notes, followed by a chordal accompaniment.

Musical notation for the second system, measures 7-48. Measure 7 is a whole rest. Measures 8-48 feature a complex guitar solo with a 40-measure run, followed by sixteenth-note patterns, triplets, and sixteenth-note runs with accents.

Musical notation for the third system, measures 49-50. Measure 49 contains a triplet of eighth notes. Measure 50 continues the melodic line with a triplet and a final note with an accent.

Musical notation for the fourth system, measures 51-56. Measure 51 starts with a triplet of eighth notes. Measures 52-56 show a melodic line with eighth notes and quarter notes, some with slurs.

Musical notation for the fifth system, measures 57-64. Measure 57 is a whole note. Measures 58-64 continue the melodic line with eighth notes and quarter notes, ending with a triplet of eighth notes.

Musical notation for the sixth system, measures 65-69. Measures 65-69 feature a melodic line with eighth notes and quarter notes, all slurred together.

Musical notation for the seventh system, measures 70-74. Measures 70-74 continue the slurred melodic line from the previous system.

Musical notation for the eighth system, measures 75-79. Measures 75-79 continue the slurred melodic line.

Musical notation for the ninth system, measures 80-85. Measures 80-85 continue the slurred melodic line.

Musical notation for the tenth system, measures 86-91. Measures 86-91 continue the slurred melodic line.

V.S.

2

From the Album "Get A Grip"


92

The musical notation is written on a single staff with a treble clef, a key signature of one flat (B-flat), and a 3/4 time signature. The piece begins with a sequence of eighth notes: G4, A4, Bb4, C5, D5, E5, F5, G5, A5, Bb5, C6, D6, E6, F6, G6, A6, Bb6, C7. The notes from G4 to G6 are grouped by slurs. The final measure contains a whole note G6, with a '3' written above it, indicating a triplet or a specific fingering.


3

♩ = 72,000031

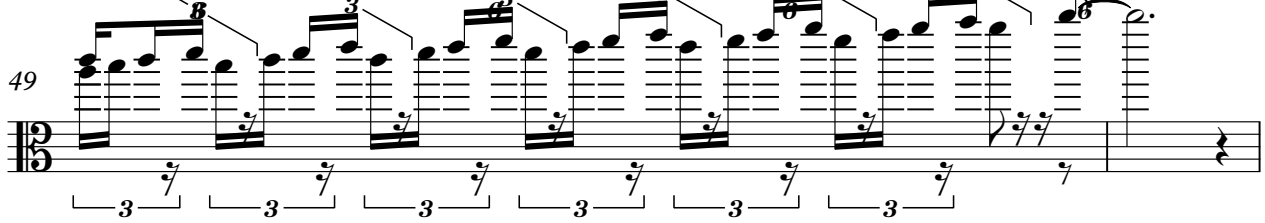
47




48



49




51




57




65




70




75



80



86



2
92

Track 12

95