

Joao Pedro e Cristiano - Um Giramundo

0.0"
1.1,00
Fone: (19)36841430

2.4"
2.1,00
reinaldorc@uol.com.br

♩ = 98,060043

The musical score is arranged in a system of staves. The top section includes:

- Harmonica**: Treble clef, 4/4 time, mostly rests.
- Percussion**: Drum notation with various symbols (x, triangle) indicating hits.
- Jazz Guitar**: Treble clef, 4/4 time, playing chords and arpeggios.
- Jazz Guitar**: Treble clef, 4/4 time, playing chords and arpeggios.
- Electric Guitar**: Treble clef, 4/4 time, mostly rests.
- Electric Guitar**: Treble clef, 4/4 time, mostly rests.
- Electric Bass**: Bass clef, 4/4 time, playing a simple bass line.

The bottom section includes:

- Sarangi**: Treble clef, 4/4 time, mostly rests.
- Sarangi**: Treble clef, 4/4 time, playing chords with a rhythmic pattern.
- Solo**: Treble clef, 4/4 time, playing chords and arpeggios.
- Solo**: Treble clef, 4/4 time, mostly rests.

Tempo markings are present at the beginning and middle of the score: ♩ = 98,060043.

Fone : (19) 3684-1430
studio@studiodoremidi.pro.br
reinaldorc@uol.com.br
Studio DoReMidi
reinaldorc@uol.com.br

Copyright © 2004 by
Copyright © 2004 by

2

3

Musical score for measures 2-4. The score includes parts for Percussion (Perc.), two acoustic guitar parts (J. Gtr.), Electric Bass (E. Bass), Sarranço (Sar.), and Solo guitar. The Percussion part features a complex rhythmic pattern with accents and slurs. The guitar parts consist of chords and arpeggios. The E. Bass part has a simple bass line with a long note in the first measure. The Sar. and Solo parts provide harmonic support with chords and arpeggios.



5

Musical score for measures 5-8. The score includes parts for Percussion (Perc.), two acoustic guitar parts (J. Gtr.), Electric Guitar (E. Gtr.), Electric Bass (E. Bass), Sarranço (Sar.), and Solo guitar. The Percussion part continues with a complex rhythmic pattern. The J. Gtr. part has a melodic line with a 6-measure rest in measure 5 and a 3-measure rest in measure 6. The E. Gtr. part has a melodic line with a 3-measure rest in measure 7. The E. Bass part has a simple bass line. The Sar. and Solo parts provide harmonic support with chords and arpeggios.

7

Musical score for measures 7-8. The score includes parts for Percussion (Perc.), two acoustic guitars (J. Gtr.), two electric guitars (E. Gtr.), electric bass (E. Bass), Sarranço (Sar.), and Solo guitar. Measure 7 shows a complex rhythmic pattern with accents and slurs. Measure 8 continues the pattern with a triplet in the second E. Gtr. part.

8

Musical score for measures 8-9. The score includes parts for Percussion (Perc.), two acoustic guitars (J. Gtr.), two electric guitars (E. Gtr.), electric bass (E. Bass), Sarranço (Sar.), and Solo guitar. Measure 8 continues the pattern from the previous system. Measure 9 features a triplet in the second E. Gtr. part.

9

Perc.

J. Gtr.

J. Gtr.

E. Gtr.

E. Gtr.

E. Bass

Sar.

Solo

Solo

* * * * * Ungiramundo comœu

11

Perc.

J. Gtr.

J. Gtr.

E. Gtr.

E. Bass

Sar.

Solo

12

Perc.

J. Gtr.

J. Gtr.

E. Gtr.

E. Bass

Sar.

Solo

Solo

Quevive a vida a procurar

14

Perc.

J. Gtr.

J. Gtr.

E. Gtr.

E. Bass

Sar.

Solo

Solo

Alguim que siga meu caminho

Harm.

Perc.

J. Gtr.

J. Gtr.

E. Gtr.

E. Gtr.

E. Bass

Sar.

Solo

Solo

The musical score consists of ten staves. The first staff is labeled 'Harm.' and contains a whole rest. The second staff is labeled 'Perc.' and features a complex rhythmic pattern with eighth and sixteenth notes, including accents and slurs. The third and fourth staves are labeled 'J. Gtr.' and contain block chords and chordal textures. The fifth staff is labeled 'E. Gtr.' and shows a melodic line with a triplet of eighth notes. The sixth staff is labeled 'E. Gtr.' and contains a melodic line with slurs and accents. The seventh staff is labeled 'E. Bass' and features a bass line with eighth notes and slurs. The eighth staff is labeled 'Sar.' and contains a few notes with slurs. The ninth and tenth staves are labeled 'Solo' and contain melodic lines with slurs and accents.

E veja tudo como eu

18

Harm.

Perc.

J. Gtr.

J. Gtr.

E. Gtr.

E. Gtr.

E. Bass

Solo

Solo

Se caminhando encontrar



20

Perc.

J. Gtr.

J. Gtr.

E. Gtr.

E. Bass

Solo

Solo

Alguém que pensa como eu

21

Harm.

Perc.

J. Gtr.

J. Gtr.

E. Gtr.

E. Bass

Solo

Solo

Serō o fim dessa estrada



23

Harm.

Perc.

J. Gtr.

J. Gtr.

E. Gtr.

E. Bass

Solo

Solo

Efinalemente irei parar

25

Harm.

Perc.

J. Gtr.

J. Gtr.

E. Gtr.

E. Gtr.

E. Bass

Solo

Solo

Contando os dias

27

Perc.

J. Gtr.

J. Gtr.

E. Gtr.

E. Gtr.

E. Bass

Solo

Solo

esperarei De passo em passo

10

29

Perc.

J. Gtr.

J. Gtr.

E. Gtr.

E. Gtr.

E. Bass

Solo

Solo

Eprocurarei Eacharei e acharei e acharei



31

Perc.

J. Gtr.

J. Gtr.

E. Gtr.

E. Gtr.

E. Bass

Solo

Solo

Vagabundo comou

33

Harm.

Perc.

J. Gtr.

J. Gtr.

E. Gtr.

E. Bass

Solo



34

Harm.

Perc.

J. Gtr.

J. Gtr.

E. Gtr.

E. Bass

Solo

Solo

Tambúm merece ser feliz

35

Harm.

Perc.

J. Gtr.

J. Gtr.

E. Gtr.

E. Bass

Solo



36

Harm.

Perc.

J. Gtr.

J. Gtr.

E. Gtr.

E. Bass

Solo

Solo

Pois eu sy quero dessa vida

37

Harm.

Perc.

J. Gtr.

J. Gtr.

E. Gtr.

E. Bass

Solo

Solo

Ter um amor somente meu



39

Perc.

J. Gtr.

J. Gtr.

E. Gtr.

E. Gtr.

E. Bass

Sar.

Solo

14

41

Perc.

J. Gtr.

J. Gtr.

E. Gtr.

E. Gtr.

E. Bass

Solo



42

Perc.

J. Gtr.

J. Gtr.

E. Gtr.

E. Gtr.

E. Bass

Solo

43

Perc.

J. Gtr.

J. Gtr.

E. Gtr.

E. Gtr.

E. Bass

Solo

Solo

Detailed description: This block contains the musical notation for measures 43 and 44. It features seven staves: Percussion (Perc.), two acoustic guitar parts (J. Gtr.), two electric guitar parts (E. Gtr.), an electric bass part (E. Bass), and two solo parts (Solo). The Percussion staff shows a complex rhythmic pattern with various note values and rests. The acoustic guitar parts consist of chords and arpeggios. The electric guitar parts feature melodic lines with a triplet in the second measure of the second staff. The electric bass part provides a steady bass line. The solo parts contain melodic and harmonic lines, with the bottom solo part including a triplet in the second measure.



45

Perc.

J. Gtr.

J. Gtr.

E. Gtr.

E. Bass

Solo

Solo

Detailed description: This block contains the musical notation for measures 45 and 46. It features seven staves: Percussion (Perc.), two acoustic guitar parts (J. Gtr.), one electric guitar part (E. Gtr.), one electric bass part (E. Bass), and two solo parts (Solo). The Percussion staff continues the rhythmic pattern. The acoustic guitar parts consist of chords and arpeggios. The electric guitar part features a melodic line with a triplet in the second measure. The electric bass part provides a steady bass line. The solo parts contain melodic and harmonic lines, with the bottom solo part including a triplet in the second measure.

46

Harm.

Perc.

J. Gtr.

J. Gtr.

E. Gtr.

E. Bass

Sar.

Solo

Solo

Detailed description: This page of a musical score covers measures 46 through 49. It features nine staves. The top staff is for Harmonica (Harm.), showing a melodic line with eighth and quarter notes. The second staff is for Percussion (Perc.), with a complex rhythmic pattern of eighth notes and rests. The third and fourth staves are for two acoustic guitars (J. Gtr.), both playing chordal accompaniment with various chord voicings. The fifth staff is for Electric Guitar (E. Gtr.), featuring a melodic line with eighth notes and a triplet of eighth notes in measure 49. The sixth staff is for Electric Bass (E. Bass), playing a simple bass line with quarter and eighth notes. The seventh staff is for Saxophone (Sar.), playing a melodic line with eighth and quarter notes. The eighth and ninth staves are for two Solo parts, both in treble clef, with the bottom staff containing a dense eighth-note accompaniment.

48

Harm.

Perc.

J. Gtr.

J. Gtr.

E. Gtr.

E. Gtr.

E. Bass

Sar.

Solo

Solo

Se caminhando e encontrar

50

Perc.

J. Gtr.

J. Gtr.

E. Gtr.

E. Bass

Solo

Solo

Alguim que pensa como eu



51

Harm.

Perc.

J. Gtr.

J. Gtr.

E. Gtr.

E. Bass

Solo

Solo

Serõ o fim dessa estrada

53

Harm.

Perc.

J. Gtr.

J. Gtr.

E. Gtr.

E. Bass

Solo

Detailed description: This block contains the musical notation for measures 53 and 54. It features seven staves: Harm. (Harp), Perc. (Percussion), two J. Gtr. (Jazz Guitar) staves, E. Gtr. (Electric Guitar), E. Bass (Electric Bass), and two Solo staves. The notation includes various rhythmic patterns, chords, and melodic lines. A double bar line is present between measure 53 and 54.

54

Harm.

Perc.

J. Gtr.

J. Gtr.

E. Gtr.

E. Gtr.

E. Bass

Solo

Solo

Detailed description: This block contains the musical notation for measures 54 and 55. It features the same seven staves as the previous block. The notation continues with various rhythmic patterns, chords, and melodic lines. A double bar line is present between measure 54 and 55.

Efinalmente irei parar

56

Perc.

J. Gtr.

J. Gtr.

E. Gtr.

E. Gtr.

E. Bass

Solo

Solo

Contando os dias esperarei



58

Perc.

J. Gtr.

J. Gtr.

E. Gtr.

E. Gtr.

E. Bass

Solo

Solo

De passo em passo Eprocurarei Eacharei

60

Perc.

J. Gtr.

J. Gtr.

E. Gtr.

E. Gtr.

E. Bass

Solo

Solo

e acharei e acharei

62

Harm.

Perc.

J. Gtr.

J. Gtr.

E. Gtr.

E. Gtr.

E. Bass

Solo

Solo

vagabundo 6 como eu 3

64

Harm.

Perc.

J. Gtr.

J. Gtr.

E. Gtr.

E. Bass

Solo

Solo

Também merece ser feliz



65

Harm.

Perc.

J. Gtr.

J. Gtr.

E. Gtr.

E. Bass

Solo

Solo

Pois eu sy quero dessa vida

67

Harm.

Perc.

J. Gtr.

J. Gtr.

E. Gtr.

E. Bass

Solo

Solo

Ter um amor somente meu



69

Harm.

Perc.

J. Gtr.

J. Gtr.

E. Gtr.

E. Bass

Solo

Solo

Ter um amor somente meu

71

Harm.

Perc.

J. Gtr.

J. Gtr.

E. Gtr.

E. Bass

Solo

Solo

Ter um amor somente meu



73

Perc.

J. Gtr.

J. Gtr.

E. Bass

Sar.

Solo

Solo

Studio DyRūMidi

75

Harm.

Perc.

J. Gtr.

J. Gtr.

E. Gtr.

E. Bass

Sar.

Solo

Solo

Detailed description: This is a multi-staff musical score for a jazz ensemble. The score is written in treble clef with a key signature of one sharp (F#). It consists of ten staves. The first staff is for the Horns (Harm.), featuring a melodic line with eighth and sixteenth notes. The second staff is for Percussion (Perc.), showing a complex rhythmic pattern with various drum symbols. The third and fourth staves are for the Jazz Guitar (J. Gtr.), with the third staff playing a series of chords and the fourth staff playing a melodic line. The fifth staff is for the Electric Guitar (E. Gtr.), which is mostly silent with some notes at the end. The sixth staff is for the Electric Bass (E. Bass), playing a melodic line with eighth notes. The seventh staff is for the Saxophone (Sar.), playing a series of chords. The eighth and ninth staves are for the Soloist (Solo), with the eighth staff playing a melodic line and the ninth staff being silent. The score is marked with a '75' at the beginning of the first staff.

Fone(19)36841430

77

Harm.

Perc.

J. Gtr.

J. Gtr.

E. Gtr.

E. Bass

Sar.

Solo

The musical score for page 26, measures 77-80, is arranged in a multi-staff format. The instruments and their parts are as follows:

- Harm.:** A single staff with a treble clef, showing a long slur over two measures.
- Perc.:** A single staff with a percussion clef, featuring a complex rhythmic pattern of sixteenth notes and rests. The pattern is divided into groups of six, six, six, three, and seven notes.
- J. Gtr. (top):** A single staff with a treble clef and a key signature of one sharp (F#), showing a long slur over two measures.
- J. Gtr. (middle):** A single staff with a treble clef and a key signature of one sharp (F#), showing a long slur over two measures.
- E. Gtr.:** A single staff with a treble clef, showing a long slur over two measures.
- E. Bass:** A single staff with a bass clef, showing a long slur over two measures.
- Sar.:** A single staff with a treble clef and a key signature of one sharp (F#), showing a melodic line with rests.
- Solo:** A single staff with a treble clef and a key signature of one sharp (F#), showing a melodic line with rests.

Joao Pedro e Cristiano - Um Giramundo
Harmonica

♩ = 98,060043

14 3

21 3

24 7

33

36 7

46

49 3

53

55 7

Detailed description: The image shows a musical score for a harmonica in 4/4 time. The tempo is marked as ♩ = 98,060043. The score consists of nine staves of music. The first staff starts with a 14-measure rest, followed by a 3-measure rest, and then a series of chords. The second staff begins at measure 21 with a triplet of eighth notes. The third staff starts at measure 24 with a 7-measure rest. The fourth staff begins at measure 33 with a series of chords. The fifth staff starts at measure 36 with a 7-measure rest. The sixth staff begins at measure 46 with a series of chords. The seventh staff starts at measure 49 with a triplet of eighth notes. The eighth staff begins at measure 53 with a series of chords. The ninth staff starts at measure 55 with a 7-measure rest.

Copyright © 2004 by
Copyright © 2004 by

63



66



70



73



76



Joao Pedro e Cristiano - Um Giramundo

Percussion

♩ = 98,060043

4

6

8

11

13

15

17

20

22

Copyright © 2004 by
Copyright © 2004 by

V.S.

This image shows a percussion score for guitar, consisting of ten systems of music. Each system is numbered on the left: 24, 26, 28, 30, 33, 35, 37, 39, 42, and 44. The notation is written on a five-line staff with a double bar line at the beginning of each system. The music is primarily composed of rhythmic patterns using eighth and sixteenth notes, often beamed together. Above the notes, there are various symbols: 'x' marks, upward-pointing triangles, and downward-pointing triangles, which likely represent specific percussive sounds or techniques. Some measures include rests, indicated by a horizontal line with a diagonal slash. The score is presented in a clean, black-and-white format, typical of a music manuscript.

46

Measure 46: Two staves. The top staff shows a sequence of eighth notes with stems pointing up and down, grouped in pairs. The bottom staff shows a sequence of eighth notes with stems pointing up and down, grouped in pairs. A double bar line is present after the second measure.

49

Measure 49: Two staves. The top staff shows a sequence of eighth notes with stems pointing up and down, grouped in pairs. The bottom staff shows a sequence of eighth notes with stems pointing up and down, grouped in pairs. A double bar line is present after the second measure.

51

Measure 51: Two staves. The top staff shows a sequence of eighth notes with stems pointing up and down, grouped in pairs. The bottom staff shows a sequence of eighth notes with stems pointing up and down, grouped in pairs. A double bar line is present after the second measure.

53

Measure 53: Two staves. The top staff shows a sequence of eighth notes with stems pointing up and down, grouped in pairs. The bottom staff shows a sequence of eighth notes with stems pointing up and down, grouped in pairs. A double bar line is present after the second measure.

55

Measure 55: Two staves. The top staff shows a sequence of eighth notes with stems pointing up and down, grouped in pairs. The bottom staff shows a sequence of eighth notes with stems pointing up and down, grouped in pairs. A double bar line is present after the second measure.

57

Measure 57: Two staves. The top staff shows a sequence of eighth notes with stems pointing up and down, grouped in pairs. The bottom staff shows a sequence of eighth notes with stems pointing up and down, grouped in pairs. A double bar line is present after the second measure.

59

Measure 59: Two staves. The top staff shows a sequence of eighth notes with stems pointing up and down, grouped in pairs. The bottom staff shows a sequence of eighth notes with stems pointing up and down, grouped in pairs. A double bar line is present after the second measure.

61

Measure 61: Two staves. The top staff shows a sequence of eighth notes with stems pointing up and down, grouped in pairs. The bottom staff shows a sequence of eighth notes with stems pointing up and down, grouped in pairs. A double bar line is present after the second measure.

64

Measure 64: Two staves. The top staff shows a sequence of eighth notes with stems pointing up and down, grouped in pairs. The bottom staff shows a sequence of eighth notes with stems pointing up and down, grouped in pairs. A double bar line is present after the second measure.

66

Measure 66: Two staves. The top staff shows a sequence of eighth notes with stems pointing up and down, grouped in pairs. The bottom staff shows a sequence of eighth notes with stems pointing up and down, grouped in pairs. A double bar line is present after the second measure.

V.S.

Percussion

68

Musical notation for measures 68 and 69. Each measure contains two staves: a top staff with a treble clef and a bottom staff with a bass clef. The top staff features a series of eighth notes with 'x' marks above them, indicating muted notes. The bottom staff features a series of eighth notes with upward-pointing triangles above them, indicating percussive strikes. The notation is divided into two measures by a double bar line.

70

Musical notation for measures 70 and 71. Each measure contains two staves: a top staff with a treble clef and a bottom staff with a bass clef. The top staff features a series of eighth notes with 'x' marks above them, indicating muted notes. The bottom staff features a series of eighth notes with upward-pointing triangles above them, indicating percussive strikes. The notation is divided into two measures by a double bar line.

72

Musical notation for measures 72 and 73. Each measure contains two staves: a top staff with a treble clef and a bottom staff with a bass clef. The top staff features a series of eighth notes with 'x' marks above them, indicating muted notes. The bottom staff features a series of eighth notes with upward-pointing triangles above them, indicating percussive strikes. The notation is divided into two measures by a double bar line.

74

Musical notation for measures 74 and 75. Each measure contains two staves: a top staff with a treble clef and a bottom staff with a bass clef. The top staff features a series of eighth notes with 'x' marks above them, indicating muted notes. The bottom staff features a series of eighth notes with upward-pointing triangles above them, indicating percussive strikes. The notation is divided into two measures by a double bar line.

76

Musical notation for measures 76 and 77. Each measure contains two staves: a top staff with a treble clef and a bottom staff with a bass clef. The top staff features a series of eighth notes with 'x' marks above them, indicating muted notes. The bottom staff features a series of eighth notes with upward-pointing triangles above them, indicating percussive strikes. The notation is divided into two measures by a double bar line.

77

Musical notation for measure 77. It consists of two staves: a top staff with a treble clef and a bottom staff with a bass clef. The top staff features a series of eighth notes with 'x' marks above them, indicating muted notes. The bottom staff features a series of eighth notes with upward-pointing triangles above them, indicating percussive strikes. The notation is divided into two measures by a double bar line. Below the bottom staff, there are four groups of notes with the numbers 6, 6, 6, and 3 written underneath them, indicating fingerings. A '7' is written at the end of the second measure.

Joao Pedro e Cristiano - Um Giramundo
Jazz Guitar


♩ = 98,060043

1
4
7
10
13
16
19
22
25
28


Copyright © 2004 by
Copyright © 2004 by

V.S.

31



34




37




40




43




46



49




52



55




58




61




64



67



70



73



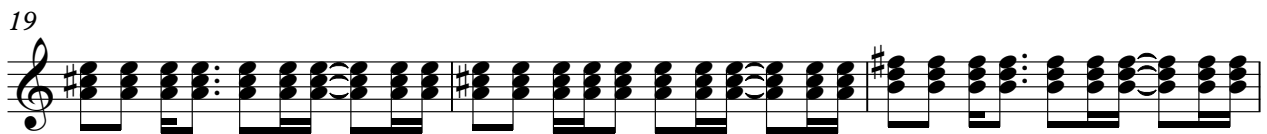


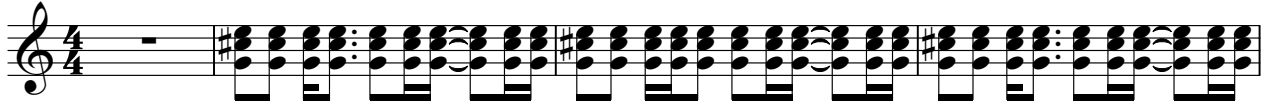


75



Joao Pedro e Cristiano - Um Giramundo
Jazz Guitar

♩ = 98,060043



Copyright © 2004 by
Copyright © 2004 by

V.S.

35




38



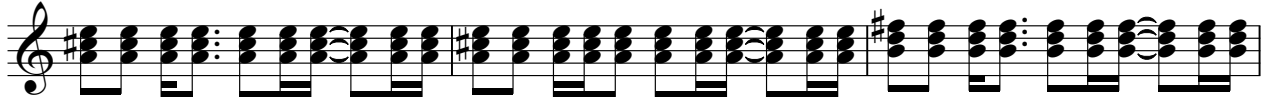
42




45



49




52




55



58




61



65



68



71



74



76



Joao Pedro e Cristiano - Um Giramundo
Electric Guitar

♩ = 98,060043

5

7

8

9

11

12

13

15

17

Copyright © 2004 by
Copyright © 2004 by

19

20

21

23

25

27

29

31

33

34

35

Musical notation for measure 35, featuring a 3-measure triplet.

37

Musical notation for measure 37.

39

Musical notation for measure 39, featuring a 3-measure triplet.

41

Musical notation for measure 41, featuring a 3-measure triplet.

42

Musical notation for measure 42.

43

Musical notation for measure 43, featuring a 3-measure triplet.

45

Musical notation for measure 45.

47

Musical notation for measure 47, featuring a 3-measure triplet.

49

50

51

53

55

57

59

61

63

64

65

Musical notation for measures 65 and 66. Measure 65 contains a quarter rest followed by a quarter note G4 with a sharp sign, then a dotted quarter note G4 with a sharp sign, and a quarter note F#4 with a sharp sign. Measure 66 contains a quarter note G4 with a sharp sign, a quarter note A4 with a sharp sign, a quarter note B4 with a sharp sign, and a quarter note C5 with a sharp sign. A bracket labeled '3' is placed under the last three notes of measure 66.

67

Musical notation for measures 67 and 68. Measure 67 contains a quarter note G4 with a sharp sign, a quarter note A4 with a sharp sign, a quarter note B4 with a sharp sign, and a quarter note C5 with a sharp sign. Measure 68 contains a quarter note G4 with a sharp sign, a quarter note F#4 with a sharp sign, a quarter note E4 with a sharp sign, and a quarter note D4 with a sharp sign.

69

Musical notation for measures 69 and 70. Measure 69 contains a quarter note G4 with a sharp sign, a quarter note A4 with a sharp sign, a quarter note B4 with a sharp sign, and a quarter note C5 with a sharp sign. A bracket labeled '3' is placed under the last three notes of measure 69. Measure 70 contains a quarter note G4 with a sharp sign, a quarter note F#4 with a sharp sign, a quarter note E4 with a sharp sign, and a quarter note D4 with a sharp sign.

71

Musical notation for measures 71 and 72. Measure 71 contains a quarter note G4 with a sharp sign, a quarter note A4 with a sharp sign, a quarter note B4 with a sharp sign, and a quarter note C5 with a sharp sign. Measure 72 contains a quarter note G4 with a sharp sign, a quarter note F#4 with a sharp sign, a quarter note E4 with a sharp sign, and a quarter note D4 with a sharp sign. A bracket labeled '3' is placed under the last three notes of measure 72.

72

Musical notation for the continuation of measure 72. It shows a quarter note G4 with a sharp sign, a quarter note F#4 with a sharp sign, a quarter note E4 with a sharp sign, and a quarter note D4 with a sharp sign. This is followed by a long horizontal line with a '6' above it, indicating a six-measure rest.

Joao Pedro e Cristiano - Um Giramundo
Electric Guitar

♩ = 98,060043

4

7

11 6 6

25

29

33 7

43 3

50 5

58

61 13

Copyright © 2004 by
Copyright © 2004 by

76



Joao Pedro e Cristiano - Um Giramundo
Electric Bass

♩ = 98,060043



6



11



15



20



24



28



32



37



42



Copyright © 2004 by
Copyright © 2004 by

V.S.

46



50



54



58



62



67



71



75



Sarangi Joao Pedro e Cristiano - Um Giramundo

♩ = 98,060043

10

14

22

39

5


47

30

Copyright © 2004 by
Copyright © 2004 by

Solo Joao Pedro e Cristiano - Um Giramundo

♩ = 98,060043



Copyright © 2004 by
Copyright © 2004 by

V.S.



63




66



69



72



75



Joao Pedro e Cristiano - Um Giramundo

Solo

♩ = 98,060043

Studio DoReMidi

Fone(19)36841430

http://www.studio.doremidi.pro.br

http://www.studio.doremidi.pro.br

Reinaldo

* * * * giramundo como que vida pouca Alguém que não inibe te ajuda com

car sinha com Alguém como meu Serô d'essa finalment'ei cantada e esperarei **D**esso

procurarei farei acharei acharei acharei também sou feliz Pois quero dessa vida **T**ransomente meu

Semelhado contrar Alguém como meu

Serô d'essa finalment'ei cantada e esperarei **D**esso procurarei acharei acharei

Um mundo como eu Também sou feliz Pois quero dessa vida

Transomente meu **T**ransomente meu **T**ransomente meu **S**DR MIDI

Fone(19)36841430

Copyright © 2004 by