

# Johnny Halliday - Diego Libre

$\text{♩} = 60,000000$

Percussion  $\frac{4}{4}$

3 Perc.

4 Perc.

5 Perc.

6 Perc.


7 Perc.

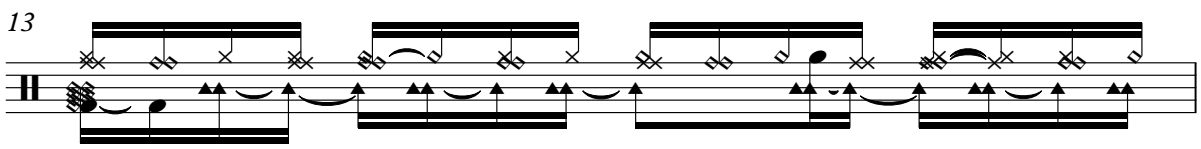
8 Perc.

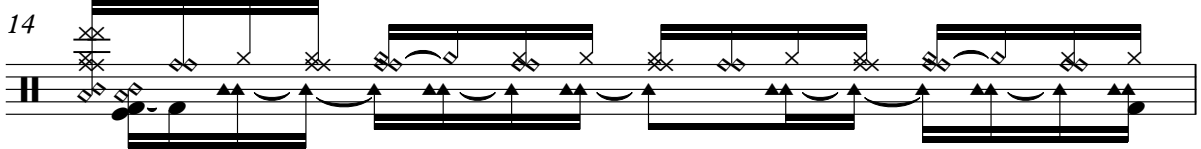
9 Perc.

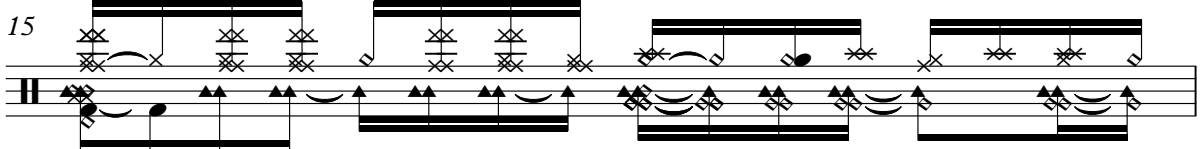
10 Perc.

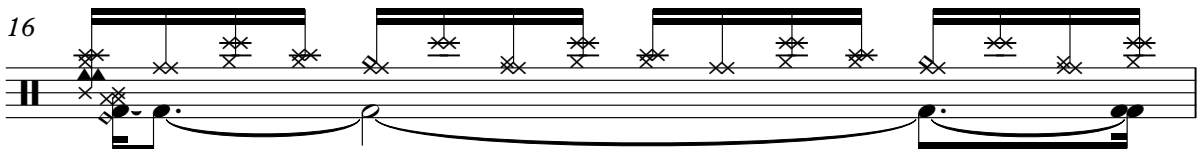
11 Perc.

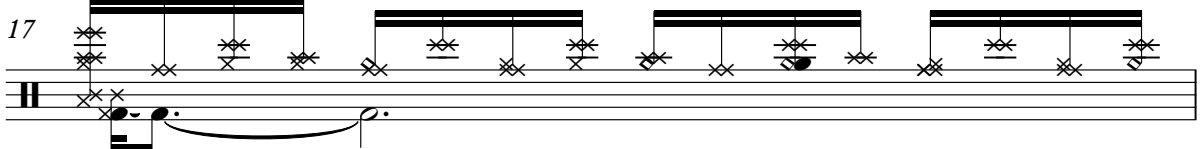
12 Perc. 

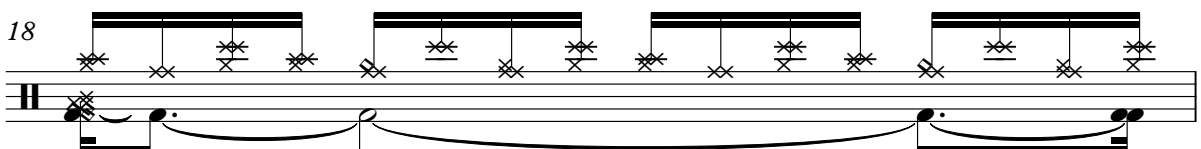
13 Perc. 


14 Perc. 


15 Perc. 


16 Perc. 


17 Perc. 

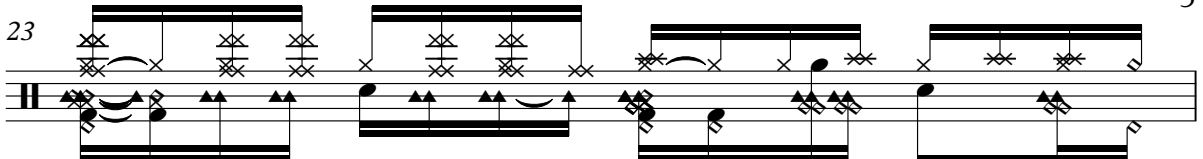
18 Perc. 

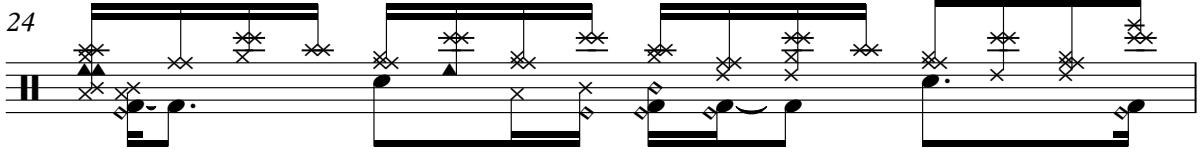
19 Perc. 


20 Perc. 

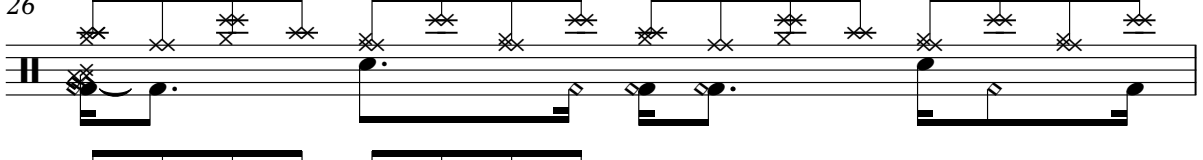
21 Perc. 


22 Perc. 


23 Perc. 


24 Perc. 


25 Perc. 


26 Perc. 


27 Perc. 

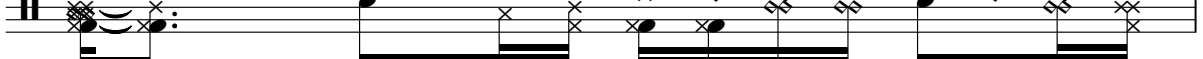
28 Perc. 

29 Perc. 

30 Perc. 

31 Perc. 

32 Perc. 

33 Perc. 

34 Perc.

35 Perc.

36 Perc.

37 Perc.

38 Perc.

39 Perc.

40 Perc.


41 Perc.

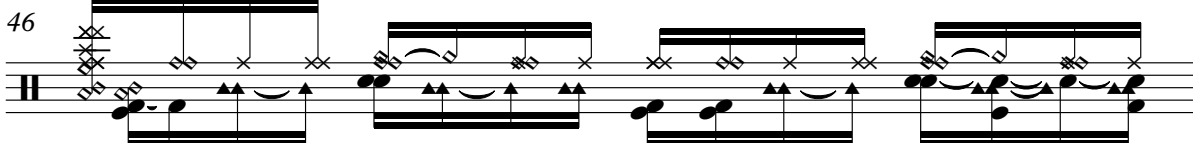
42 Perc.


43 Perc.


44 Perc.


Detailed description: This page contains ten staves of percussion notation, numbered 34 through 44. Each staff begins with a double bar line and a 'Perc.' label. The notation uses various rhythmic symbols including eighth notes, quarter notes, and rests, often with 'x' marks above them to indicate specific sounds. Measures 43 and 44 feature triplet markings over groups of eighth notes. The notation is arranged in a grid-like fashion across the page.


45 Perc. 

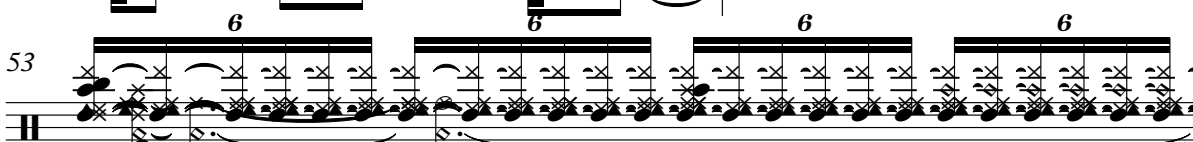
46 Perc. 

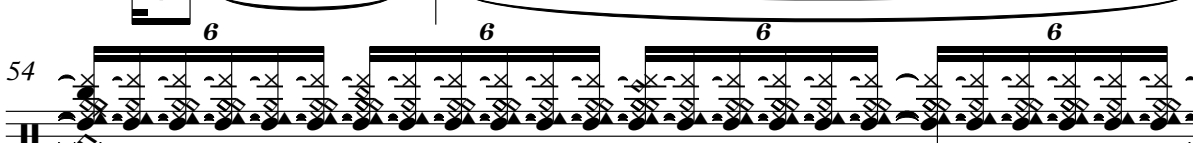
47 Perc. 

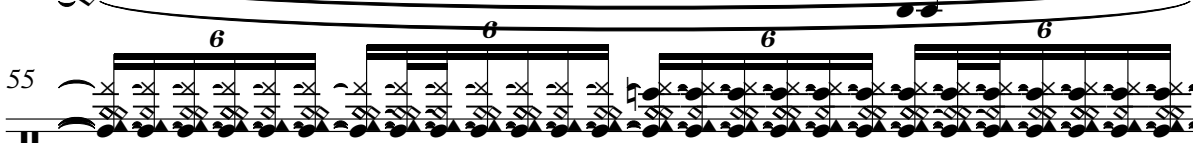
48 Perc. 


49 Perc. 


50 Perc. 

53 Perc. 

54 Perc. 

55 Perc. 

56 Perc. 

57 Perc. 

# Johnny Halliday - Diego Libre

## Percussion

♩ = 60,000000

3

4

5

6

7

8

9

10

11

V.S.

Percussion

12

Musical notation for measure 12, percussion part. It features a double bar line on the left. The top staff contains a series of rhythmic patterns with 'x' marks above notes. The bottom staff contains a series of notes with stems pointing downwards, some with 'x' marks above them.

13

Musical notation for measure 13, percussion part. It features a double bar line on the left. The top staff contains a series of rhythmic patterns with 'x' marks above notes. The bottom staff contains a series of notes with stems pointing upwards, some with 'x' marks above them.

14

Musical notation for measure 14, percussion part. It features a double bar line on the left. The top staff contains a series of rhythmic patterns with 'x' marks above notes. The bottom staff contains a series of notes with stems pointing upwards, some with 'x' marks above them.

15

Musical notation for measure 15, percussion part. It features a double bar line on the left. The top staff contains a series of rhythmic patterns with 'x' marks above notes. The bottom staff contains a series of notes with stems pointing upwards, some with 'x' marks above them.

16

Musical notation for measure 16, percussion part. It features a double bar line on the left. The top staff contains a series of rhythmic patterns with 'x' marks above notes. The bottom staff contains a series of notes with stems pointing downwards, some with 'x' marks above them.

17

Musical notation for measure 17, percussion part. It features a double bar line on the left. The top staff contains a series of rhythmic patterns with 'x' marks above notes. The bottom staff contains a series of notes with stems pointing downwards, some with 'x' marks above them.

18

Musical notation for measure 18, percussion part. It features a double bar line on the left. The top staff contains a series of rhythmic patterns with 'x' marks above notes. The bottom staff contains a series of notes with stems pointing downwards, some with 'x' marks above them.

19

Musical notation for measure 19, percussion part. It features a double bar line on the left. The top staff contains a series of rhythmic patterns with 'x' marks above notes. The bottom staff contains a series of notes with stems pointing downwards, some with 'x' marks above them.

20

Musical notation for measure 20, percussion part. It features a double bar line on the left. The top staff contains a series of rhythmic patterns with 'x' marks above notes. The bottom staff contains a series of notes with stems pointing downwards, some with 'x' marks above them.

21

Musical notation for measure 21, percussion part. It features a double bar line on the left. The top staff contains a series of rhythmic patterns with 'x' marks above notes. The bottom staff contains a series of notes with stems pointing upwards, some with 'x' marks above them.

Percussion

The image displays a musical score for Percussion, spanning measures 22 to 31. Each system consists of two staves: a top staff for drums and a bottom staff for guitar. The drum staff uses 'x' marks to denote hits, while the guitar staff uses standard musical notation including notes, rests, and stems. Measure 28 includes a triplet of notes in the guitar staff, indicated by a bracket and the number '3'. The notation is dense and rhythmic, typical of a complex percussion or guitar piece.

V.S.



Percussion

This musical score for Percussion consists of ten staves, numbered 32 through 41. Each staff is divided into four measures. The notation includes various rhythmic symbols such as 'x' marks, asterisks, and diamond shapes, often placed above or below notes. Some notes are beamed together, and there are instances of slurs and accents. The notation is presented on a five-line staff with a double bar line at the beginning of each measure. The overall style is that of a rhythmic accompaniment or a specific percussion part.

Percussion

42

Musical notation for measure 42, percussion staff. The staff contains rhythmic patterns with 'x' marks above notes, indicating specific percussive sounds. The notation is spread across four measures.

43

Musical notation for measure 43, percussion staff. It includes a triplet of notes in the third measure, indicated by a bracket and the number '3'. The notation is spread across four measures.

44

Musical notation for measure 44, percussion staff. It features a long, sweeping line across the first two measures, followed by rhythmic patterns. The notation is spread across four measures.

45

Musical notation for measure 45, percussion staff. It shows rhythmic patterns with 'x' marks and upward-pointing triangles below notes. The notation is spread across four measures.

46

Musical notation for measure 46, percussion staff. It features rhythmic patterns with upward-pointing triangles below notes. The notation is spread across four measures.

47

Musical notation for measure 47, percussion staff. It includes rhythmic patterns with 'x' marks and upward-pointing triangles. The notation is spread across four measures.

48

Musical notation for measure 48, percussion staff. It shows rhythmic patterns with 'x' marks and upward-pointing triangles. The notation is spread across four measures.

49

Musical notation for measure 49, percussion staff. It features rhythmic patterns with 'x' marks and upward-pointing triangles. The notation is spread across four measures.

50

Musical notation for measure 50, percussion staff. It includes a triplet of notes in the third measure, indicated by a bracket and the number '3'. The notation is spread across four measures.

6

53

Bercussion

54

55

56

57