

# MB1156

0.0"  
1.1,00  
GM Device

♩ = 150,000000 ♩ = 73,999985

Track 4

Track 10

Track 3

Track 2

Track 11

Track 7

Track 5

Track 8

Track 6

Track 9

Track 12

Track 13

Track 1

4

Track 10

Track 2

Track 7

Track 8

Track 6

Track 9

Track 12

Track 13

Track 1

6

Track 10

Track 2

Track 7

Track 8

Track 6

Track 9

Track 12

Track 13

Track 1

8

Track 10

Track 2

Track 7

Track 8

Track 6

Track 9

Track 12

Track 13

Track 1

10

Track 4

Re mem ber all the things we want ed

Track 10

Track 2

Track 7

Track 8

Track 6

Track 9

Track 12

Track 13

Track 1

Detailed description: This page shows a multi-track musical score for a song. Track 4 is the vocal line, starting at measure 10 with a 7/8 time signature. The lyrics are "Re mem ber all the things we want ed". Track 10 provides an eighth-note accompaniment with 'x' marks above the notes. Tracks 2, 7, 8, 12, and 13 contain whole note rests. Tracks 6 and 9 contain whole note chords and eighth-note accompaniment, respectively. Track 1 contains a melody with chords below it. The score is divided into two measures by a vertical line.

12

Track 4

Track 10

Track 7

Track 6

Track 12

Track 13

now all our mem or ies they're haunt ed



13

Track 4

Track 10

Track 7

Track 6

Track 12

Track 13

we were al ways meant to say good bye

15

Track 4

Track 10

Track 7

Track 6

Track 12

Track 13

Ev en woth out fists held high yeah



16

Track 4

Track 10

Track 7

Track 6

Track 12

Track 13

nev er would have worked out right yeah

17

Track 4

Track 10

Track 7

Track 6

Track 12

Track 13

we were nev er meant for do or die

57.5"  
19.1,00  
Pre Chs 1

19

Track 4

Track 10

Track 7

Track 6

I did n't want us to burn out I

21

Track 4

Track 10

Track 7

Track 6


did n't come here to hurt you now I can't stop



1'10.7"  
23.1,00  
Chorus 1

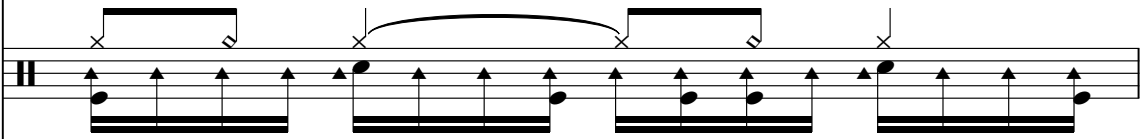
23

Track 4




I want you to know


Track 10




Track 2




Track 7




Track 8




Track 6




Track 9




Track 12



Track 13



Track 1



24

Track 4

that it does n't mat ter

Track 10

Track 2

Track 7

Track 8

Track 6

Track 9

Track 12

Track 13

Track 1

25

Track 4

where we take this road                      some one's got ta go

Track 10

Track 2

Track 7

Track 8

Track 6

Track 9

Track 12

Track 13

Track 1

27

Track 4

and I want you to know

Track 10

Track 2

Track 7

Track 5

Track 8

Track 6

Track 9

Track 12

Track 13

Track 1

28

Track 4

Track 10

Track 2

Track 7

Track 5

Track 8

Track 6

Track 9

Track 12

Track 13

Track 1

You could n't have loved me

29

Track 4

bet ter but I want you to move on

Track 10

Track 2

Track 7

Track 5

Track 8

Track 6

Track 9

Track 12

Track 13

Track 1

30

Track 4

So I'm al read y gone

Track 10

Track 2

Track 7

Track 8

Track 6

Track 9

Track 12

Track 13

Track 1

16

1'37.0"  
31.1,00  
Verse 2

31

Track 4

Track 10

Track 7

Track 6

Track 12

Track 13

Look ing at you makes it hard er



32

Track 4

Track 10

Track 7

Track 6

Track 12

Track 13

#but I know that you'll find an oth er



33

Track 4

Track 10

Track 7

Track 6

Track 12

Track 13

that does n't al ways make you wan na cry



35

Track 4

Track 10

Track 3

Track 7

Track 6

Track 12

Track 13

start ed with a per fect kiss then

36

Track 4

we could feel the pois on set in

Track 10

Track 3

Track 7

Track 6

Track 12

Track 13



37

Track 4

per fect could n't keep this love a live

Track 10

Track 3

Track 7

Track 6

Track 12

Track 13

39

Track 4

You know that I love you so I love you e nough

Track 10

Track 3

Track 7

Track 6

The musical score consists of 13 tracks. Track 4 is the vocal line, starting at measure 42 with the lyrics "to let you go" and "I want you to know". It features a treble clef, a key signature of one sharp (F#), and a 3/4 time signature. A triplet of eighth notes is marked above the first three notes of the first phrase. Track 10 is a guitar track with a treble clef, showing a series of eighth-note chords with upward-pointing stems. Track 3 is a piano accompaniment track with a treble clef, featuring a few notes in the first measure. Track 2 is a piano accompaniment track with a bass clef, showing a few notes in the first measure. Track 7 is a piano accompaniment track with a treble clef, featuring a long, sustained chord in the second measure. Track 8 is a piano accompaniment track with a treble clef, featuring a long, sustained chord in the second measure. Track 6 is a piano accompaniment track with a bass clef, featuring a long, sustained chord in the second measure. Track 9 is a piano accompaniment track with a bass clef, featuring a series of eighth-note chords in the second measure. Track 12 is a piano accompaniment track with a bass clef, showing a few notes in the first measure. Track 13 is a piano accompaniment track with a bass clef, showing a few notes in the first measure. Track 1 is a piano accompaniment track with a treble clef, featuring a series of eighth-note chords in the second measure.

44

Track 4

that it does n't mat ter

Track 10

Track 3

Track 2

Track 7

Track 8

Track 6

Track 9

Track 12

Track 13

Track 1

45

Track 4  where we take this road some one's got ta go

Track 10 

Track 3 

Track 2 

Track 7 

Track 8 

Track 6 

Track 9 

Track 12 

Track 13 

Track 1 

47

Track 4

and I want you to know

Track 10

Track 3

Track 2

Track 7

Track 5

Track 8

Track 6

Track 9

Track 12

Track 13

Track 1

48

Track 4

Track 10

Track 3

Track 2

Track 7

Track 5

Track 8

Track 6

Track 9

Track 12

Track 13

Track 1

You could n't have loved me



49

Track 4

bet ter but I want you to move on So I'm al read y gone

Track 10

Track 3

Track 2

Track 7

Track 5

Track 8

Track 6

Track 9

Track 12

Track 13

Track 1

51

Track 4

Track 10

Track 3

Track 2

Track 7

Track 5

Track 8

Track 6

Track 9

Track 12

Track 13

Track 1

I'm a read y gone

52

Track 4

Track 10

Track 3

Track 2

Track 7

Track 5

Track 8

Track 6

Track 9

Track 12

Track 13

Track 1

I'm al read y gone

Detailed description of the musical score: The score consists of 13 tracks. Track 4 (Vocal) starts at measure 52 with a treble clef and a melodic line. The lyrics 'I'm al read y gone' are written below the notes. Track 10 (Guitar) has a treble clef and shows fret markers (x) and upward-pointing arrows indicating fingerings. Track 1 (Piano) features a complex accompaniment with multiple voices and a treble clef. Tracks 2, 3, 5, 7, 8, 9, 12, and 13 are mostly empty staves with some notes or rests. Track 6 has a bass clef and a long note with a sharp sign. Track 9 has a bass clef and a rhythmic pattern of eighth notes.

53

Track 4

you can't make it feel right

Track 10

Track 3

Track 2

Track 7

Track 5

Track 8

Track 6

Track 9

Track 12

Track 13

Track 1

54

Track 4

when you know that it's wrong

Track 10

Track 3

Track 2

Track 7

Track 8

Track 6

Track 9


Track 12

Track 13

Track 1

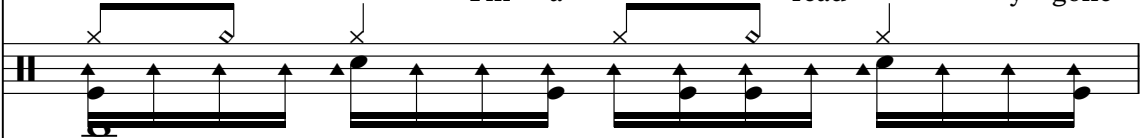
55

Track 4




I'm a read y gone


Track 10




Track 3



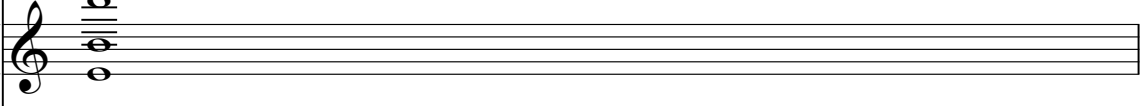
Track 2




Track 7




Track 5




Track 8




Track 6




Track 9




Track 12



Track 13



Track 1



56

Track 4

al read y gone

Track 10

Track 3

Track 2

Track 7

Track 5

Track 8

Track 6

Track 9

Track 12

Track 13

Track 1

57

Track 4

there's no mov ing on so I'm al read y gone

Track 10

Track 3

Track 2

Track 7

Track 5

Track 8

Track 6

Track 9

Track 12

Track 13

Track 1



59

Track 4

Gone al read y gone al read y gone

Track 10

Track 3

Track 5

Track 6

Track 9



61

Track 4

al read y gone Ooo3oo oo oo oo

Track 10

Track 3

Track 5

Track 6

Track 9

63

Track 4

Oh al read y gone al read y gone

Track 10

Track 7

Track 5

Track 8

Track 6

Track 9

Track 12

Track 13

65

Track 4

al read y gone Yeah

Track 10

Track 7

Track 5

Track 8

Track 6

Track 9

Track 12

Track 13

Track 4

67

Re mem ber all the things we want ed

Track 7

Track 8

Track 6

Track 9

Track 12

Track 13

68

Track 4

now all our mem or ies they're haunt ed

Track 7

Track 8

Track 6

Track 9

Track 12

Track 13

69

Track 4

we were al ways meant to say good bye

Track 11

Track 7

Track 8

Track 6

Track 9

Track 12

Track 13

71

Track 4

I want you to know

Track 10

Track 3

Track 2

Track 7

Track 8

Track 6

Track 9

Track 12

Track 13

Track 1

72

Track 4

Track 10

Track 3

Track 2

Track 7

Track 8

Track 6

Track 9

Track 12

Track 13

Track 1

that it does n't mat ter



73

Track 4

Track 10

Track 3

Track 2

Track 7

Track 8

Track 6

Track 9

Track 12

Track 13

Track 1

where we take this road

some one's got ta go

75

Track 4

and I want you to know

Track 10

Track 3

Track 2

Track 7

Track 5

Track 8

Track 6

Track 9

Track 12

Track 13

Track 1

76

Track 4

Track 10

Track 3

Track 2

Track 7

Track 5

Track 8

Track 6

Track 9

Track 12

Track 13

Track 1

You could n't have loved me

77

Track 4

bet ter but I want you to move on

Track 10

Track 3

Track 2

Track 7

Track 5

Track 8

Track 6

Track 9

Track 12

Track 13

Track 1

78

Track 4

So I'm al read y gone I'm a read y gone

Track 10

Track 3

Track 2

Track 7

Track 5

Track 8

Track 6

Track 9

Track 12

Track 13

Track 1

80

Track 4

I'm al read y gone

Track 10

Track 3

Track 2

Track 7

Track 5

Track 8

Track 6

Track 9

Track 12

Track 13

Track 1

81

Track 4

you can't make it feel right

Track 10

Track 3

Track 2

Track 7

Track 5

Track 8

Track 6

Track 9

Track 12

Track 13

Track 1

82

Track 4

when you know that it's wrong

Track 10

Track 3

Track 2

Track 7

Track 8

Track 6

Track 9

Track 12


Track 13

Track 1




83

Track 4




I'm a read y gone


Track 10




Track 3



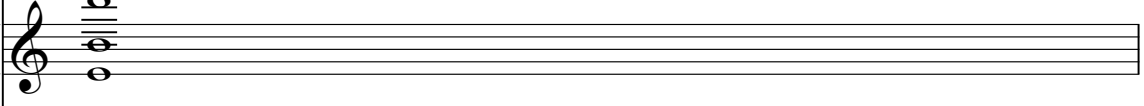
Track 2




Track 7




Track 5




Track 8




Track 6




Track 9




Track 12



Track 13



Track 1



84

Track 4

al read y gone

Track 10

Track 3

Track 2

Track 7

Track 5

Track 8

Track 6

Track 9

Track 12

Track 13

Track 1

85

Track 4

there's no mov ing on

Track 10

Track 3

Track 2

Track 7

Track 5

Track 8

Track 6

Track 9

Track 12

Track 13

Track 1

86

Track 4

so I'm al read y gone

Track 10

Track 3

Track 2

Track 7

Track 8

Track 6

Track 9

Track 12

Track 13

Track 1

# MB1156

Track 4

$\text{♩} = 150,000000$        $\text{♩} = 73,999985$

**10**

Re mem ber all the things we want ed

12

now all our mem or ies they're hauned      we were al ways meant to say good

14

bye      Ev en woth out fists held high yeah

16

nev er would have worked out right yeah      we were nev er meant for do or die

19

I did n't want us to burn      out      I      did n't come here to hurt

22

you now I canstop      I want you to know      that it does n't mat ter

25

where we take this road      some one's got ta go      and I want you to know

28

You could n't have loved me      bet ter      but I want you to      move on

30

So I'm al read y gone      Look ing at you makes it hard er

32

but I know that you'll find an oth er      that does n't al ways make you wan na

V.S.

34  

 cry start ed with a per fect kiss then we could feel the pois on set in

37  

 per fect could n't keep this love a live You know that I love

40  

 you so I love you e nough to let <sup>3</sup> you go

43  

 I want you to know that it does n't mat ter

45  

 where we take this road some one's got ta go and I want you to know

48  

 You could n't have loved me bet ter but I want you to move on

50  

 So I'm al read y gone I'm a read y gone I'm al read y gone

53  


 you can't make it feel right when you know that it's wrong


55  

 I'm a read y gone al read y gone there's no mov ing on

58  

 so I'm al read y goneGone al read y gone al read y gone

61    
 al read y gone Ooo oo oo oo oo Oh al read y gone


64    
 al read y gone al read y gone Yeah

67    
 Re mem ber all the things we want ed


68    
 now all our mem or ies they're hauned we were al ways meant to say good

70    
 bye I want you to know that it does n't mat ter

73    
 where we take this road some one's got ta go and I want you to know

76    
 You could n't have loved me bet ter but I want you to move on

78    
 So I'm al ready gone I'm a read y gone I'm al read y gone

81    
 you can't make it feel right when you know that it's wrong

83    
 I'm a read y gone al read y gone V.S.

85

there's no mov ing on                      so I'm al read y gone



# MB1156

## Track 10

♩ = 150,000000 = 73,999985

Musical staff 1: Treble clef, 4/4 time signature. Starts with a whole rest, followed by a series of chords marked with 'x' and eighth notes with upward stems. Includes slurs over some eighth notes.

5

Musical staff 2: Continuation of the eighth-note pattern from staff 1, with slurs and 'x' marks.

7

Musical staff 3: Continuation of the eighth-note pattern from staff 1, with slurs and 'x' marks.

9

Musical staff 4: Continuation of the eighth-note pattern from staff 1, with slurs and 'x' marks.

11

Musical staff 5: Continuation of the eighth-note pattern from staff 1, with slurs and 'x' marks.

13

Musical staff 6: Continuation of the eighth-note pattern from staff 1, with slurs and 'x' marks.

15

Musical staff 7: Continuation of the eighth-note pattern from staff 1, with slurs and 'x' marks.

17

Musical staff 8: Continuation of the eighth-note pattern from staff 1, with slurs and 'x' marks.

20

Musical staff 9: Continuation of the eighth-note pattern from staff 1, with slurs and 'x' marks.

24

Musical staff 10: Continuation of the eighth-note pattern from staff 1, with slurs and 'x' marks.

V.S.

26

28

30

32

34

36

38

41

44

46

48

50

52

54

56

58

60

62

64

66

71

73

75

77

79

81

83

85

# MB1156

## Track 3

♩ = 150,000000      ♩ = 73,999985

34

40

46

52

60

10


75

80

# MB1156

Track 2

♩ = 150,000000 ♩ = 73,999985



# MB1156

Track 11

♪ = 150,000000      ♪ = 73,999985

**69**      **17**

# MB1156

## Track 7

♩ = 150,000 0073,999985

2

10

19

28

37

46

54

65

73

81



# MB1156

## Track 5

♩ = 150,000000 **26** ♩ = 73,999985

Staff 1 (measures 26-28): Treble clef, 4/4 time signature. Measure 26 is a whole rest. Measure 27 starts with a quarter rest followed by eighth notes: G4, A4, B4, C5, B4, A4, G4. Measure 28 continues with eighth notes: G4, A4, B4, C5, B4, A4, G4, F4.

**29** **17**

Staff 2 (measures 29-31): Treble clef. Measure 29: quarter notes G4, A4, B4, quarter rest. Measure 30: whole rest. Measure 31: quarter rest followed by eighth notes: G4, A4, B4, C5, B4, A4, G4.

**49**

Staff 3 (measures 49-56): Treble clef. Measure 49: quarter notes G4, A4, B4, quarter rest. Measure 50: whole rest. Measure 51: whole note G4. Measure 52: whole note F4. Measure 53: whole rest. Measure 54: whole note E4. Measure 55: whole note D4. Measure 56: whole note C4.

**57**

Staff 4 (measures 57-62): Treble clef. Measure 57: whole rest. Measure 58: quarter notes G4, A4, B4, quarter rest. Measure 59: quarter notes G4, A4, B4, C5, quarter rest. Measure 60: quarter notes G4, A4, B4, C5, quarter rest. Measure 61: quarter notes G4, A4, B4, C5, quarter rest. Measure 62: quarter notes G4, A4, B4, C5, quarter rest.

**63** **8**

Staff 5 (measures 63-74): Treble clef. Measure 63: quarter notes G4, A4, B4, quarter rest. Measure 64: quarter notes G4, A4, B4, C5, quarter rest. Measure 65: quarter notes G4, A4, B4, C5, quarter rest. Measure 66: quarter notes G4, A4, B4, C5, quarter rest. Measure 67: quarter notes G4, A4, B4, C5, quarter rest. Measure 68: quarter notes G4, A4, B4, C5, quarter rest. Measure 69: quarter notes G4, A4, B4, C5, quarter rest. Measure 70: quarter notes G4, A4, B4, C5, quarter rest. Measure 71: quarter notes G4, A4, B4, C5, quarter rest. Measure 72: quarter notes G4, A4, B4, C5, quarter rest. Measure 73: quarter notes G4, A4, B4, C5, quarter rest. Measure 74: whole rest.

**75**

Staff 6 (measures 75-78): Treble clef. Measure 75: quarter rest followed by eighth notes: G4, A4, B4, C5, B4, A4, G4. Measure 76: quarter notes G4, A4, B4, C5, quarter rest. Measure 77: quarter notes G4, A4, B4, C5, quarter rest. Measure 78: quarter notes G4, A4, B4, C5, quarter rest.

**79** **2**

Staff 7 (measures 79-80): Treble clef. Measure 79: whole note G4. Measure 80: whole note F4.

# MB1156

## Track 8

♩ = 150,000000 ♩ = 73,999985

2

10

12

28

12

46

54

4

65



73

81

# MB1156

## Track 6

♩ = 150,000000 = 73,999985




V.S.

67



69



75



81



# MB1156

Track 9

♩ = 150,000000 ♪ = 73,999985

2



5



7



9



12

23



25



27



29



12

43



45



47



49



51



53



55



57



59



61



63



65



67



69



72



74



76



78



80



82



V.S.

4

Track 9

84



86





# MB1156

## Track 12

♩ = 150,000000 ♩ = 73,999985

2

10

19

4

30

39

4

50

59

4

70

79

# MB1156

## Track 13

♩ = 150,000000 ♩ = 73,999985



10



19



30



39



50



59



70



79



# MB1156

## Track 1

♩ = 150,000000 ♩ = 73,999985

2

5

8

11 12

25

28

30 12

This musical score is for Track 1, page 2, covering measures 43 through 80. It is written for guitar in a key with two sharps (F# and C#) and a 12/8 time signature. The score consists of ten systems of two staves each. The upper staff of each system contains a melodic line with various note values, including eighth and sixteenth notes, and rests. The lower staff contains a bass line with a consistent eighth-note accompaniment pattern. Measure 59 features a '12' marking, likely indicating a 12-fret barre. The piece concludes with a final cadence in measure 80.

81

Musical notation for measures 81-83. The score is written on a grand staff with a treble clef and a key signature of one sharp (F#). The music consists of a series of chords and melodic lines. Measure 81 starts with a treble clef and a key signature of one sharp. The music features a sequence of chords and melodic lines. Measure 82 continues the sequence. Measure 83 ends with a double bar line.

84

Musical notation for measure 84. The score is written on a grand staff with a treble clef and a key signature of one sharp (F#). The music consists of a series of chords and melodic lines. Measure 84 starts with a treble clef and a key signature of one sharp. The music features a sequence of chords and melodic lines. Measure 84 ends with a double bar line.

85

Musical notation for measure 85. The score is written on a grand staff with a treble clef and a key signature of one sharp (F#). The music consists of a series of chords and melodic lines. Measure 85 starts with a treble clef and a key signature of one sharp. The music features a sequence of chords and melodic lines. Measure 85 ends with a double bar line.