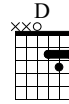
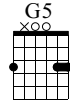
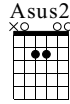
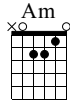


No Sheets On Their Beds

daneo/Mikkel Winther Jensen



Standard tuning

♩ = 96

S-Gt

Measures 1-3 of the guitar score. Measure 1 starts with a treble clef, a 4/4 time signature, and a repeat sign. The melody consists of eighth notes: G2, A2, B2, C3, D3, E3, F#3, G3. The bass line has a whole note G2. Measure 2 continues the melody: A2, B2, C3, D3, E3, F#3, G3. The bass line has a whole note G2. Measure 3 continues the melody: A2, B2, C3, D3, E3, F#3, G3. The bass line has a whole note G2. Dynamics include a forte (f) marking and 'let ring' instructions. The guitar tablature shows fret numbers: 0-1-2-2-1-2 for the first line and 0-0-3-0-2-3-2 for the second line.

Measures 4-6 of the guitar score. Measure 4 continues the melody: A2, B2, C3, D3, E3, F#3, G3. The bass line has a whole note G2. Measure 5 continues the melody: A2, B2, C3, D3, E3, F#3, G3. The bass line has a whole note G2. Measure 6 continues the melody: A2, B2, C3, D3, E3, F#3, G3. The bass line has a whole note G2. Dynamics include 'let ring' instructions. The guitar tablature shows fret numbers: 3-0-0-2-3-2 for the first line and 3-0-0-0-3-2 for the second line.

Measures 7-9 of the guitar score. Measure 7 continues the melody: A2, B2, C3, D3, E3, F#3, G3. The bass line has a whole note G2. Measure 8 continues the melody: A2, B2, C3, D3, E3, F#3, G3. The bass line has a whole note G2. Measure 9 continues the melody: A2, B2, C3, D3, E3, F#3, G3. The bass line has a whole note G2. Dynamics include 'let ring' instructions. The guitar tablature shows fret numbers: 0-1-2-2-1-2 for the first line and 0-0-3-0-2-3-2 for the second line.

Measures 10-12 of the guitar score. Measure 10 continues the melody: A2, B2, C3, D3, E3, F#3, G3. The bass line has a whole note G2. Measure 11 continues the melody: A2, B2, C3, D3, E3, F#3, G3. The bass line has a whole note G2. Measure 12 continues the melody: A2, B2, C3, D3, E3, F#3, G3. The bass line has a whole note G2. Dynamics include 'let ring' instructions. The guitar tablature shows fret numbers: 3-0-0-3-2-2 for the first line and 3-0-0-0-3-2 for the second line.

Am Asus2 Am

13

TAB

G5 D

14

TAB

let ring

15

TAB

16

TAB

let ring

Am Asus2 Am

17

TAB

30

G5 D

let ring

TAB

3	3	3	3	3	3	3	3	2	2	2	2	3	3	2
0	0	0	0	0	0	0	0	3	3	3	3	2	2	2
X	X	X	X	X	X	X	X	0	0	0	0	0	0	0
3	3	3	3	3	3	3	3	3	0	0	0	0	0	0

31

Am Asus2 Am

TAB

0	0	0	0	0	0	0	0	0	0	0	0	0	0	0
1	1	1	0	0	1	1	1	1	1	1	1	1	1	1
2	2	2	2	2	2	2	2	2	2	2	2	2	2	2
0	0	0	0	0	0	0	0	0	0	0	0	0	0	0

32

G5 D

let ring

TAB

3	3	3	3	3	3	3	3	2	2	2	2	3	3	2
0	0	0	0	0	0	0	0	3	3	3	3	2	2	2
X	X	X	X	X	X	X	X	0	0	0	0	0	0	0
3	3	3	3	3	3	3	3	3	0	0	0	0	0	0

33

Am Asus2 Am

TAB

0	0	0	0	0	0	0	0	0	0	0	0	0	0	0
1	1	1	0	0	1	1	1	1	1	1	1	1	1	1
2	2	2	2	2	2	2	2	2	2	2	2	2	2	2
0	0	0	0	0	0	0	0	0	0	0	0	0	0	0

34

G5 D

let ring

TAB

3	3	3	3	3	3	3	3	2	2	2	2	3	3	2
0	0	0	0	0	0	0	0	3	3	3	3	2	2	2
X	X	X	X	X	X	X	X	0	0	0	0	0	0	0
3	3	3	3	3	3	3	3	3	0	0	0	0	0	0

35

TAB

0 0 0 0 0 0 0 0 0 0 0 0 0 0

1 1 1 1 1 1 1 1 1 1 1 1 1 1

2 2 2 2 2 2 2 2 2 2 2 2 2 2

3 3 3 3 3 3 3 3 3 3 3 3 3 3

36

TAB

3 3 3 3 3 3 3 2 2 2 2 3 3 2

0 0 0 0 0 0 0 3 3 3 3 3 3 3

X X X X X X X 0 0 0 0 0 0 0

3 3 3 3 3 3 3 3 3 3 3 3 3 3

let ring

Am Asus2 Am

37

TAB

0 0 0 0 0 0 0 0 0 0 0 0 0 0

1 1 1 1 1 1 1 1 1 1 1 1 1 1

2 2 2 2 2 2 2 2 2 2 2 2 2 2

3 3 3 3 3 3 3 3 3 3 3 3 3 3

G5 D

38

TAB

3 3 3 3 3 3 3 2 2 2 2 3 3 2

0 0 0 0 0 0 0 3 3 3 3 3 3 3

X X X X X X X 0 0 0 0 0 0 0

3 3 3 3 3 3 3 3 3 3 3 3 3 3

let ring

39

TAB

0 0 0 0 0 0 0 0 0 0 0 0 0 0

1 1 1 1 1 1 1 1 1 1 1 1 1 1

2 2 2 2 2 2 2 2 2 2 2 2 2 2

3 3 3 3 3 3 3 3 3 3 3 3 3 3

40

let ring

41

42

44

49

let ring

52

let ring -----| let ring -----|

T
A
B

3 0 0 3 2 0 1 2 2 1 2 3 0 0 3 2 2 0 1 2 2 0 3 2 2 0

3 0 0 3 2 0 1 2 2 1 2 3 0 0 3 2 2 0 1 2 2 0 3 2 2 0

3 0 0 3 2 0 1 2 2 1 2 3 0 0 3 2 2 0 1 2 2 0 3 2 2 0

3 0 0 3 2 0 1 2 2 1 2 3 0 0 3 2 2 0 1 2 2 0 3 2 2 0