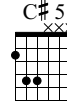
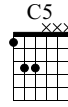
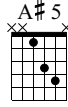
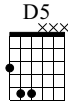


Beast of Man

ARCH ENEMY

Stigmata

Words & Music by Michael Amott / Christopher Amott



Baritone

- ①= B ④= A
- ②= F# ⑤= E
- ③= D ⑥= B

♩ = 200

E-Gt

T
A
B

T
A
B

1.
4

T
A
B

1st solo
2.
5

T
A
B

6

T
A
B

0 0 0 0 0 0 0 0 9 9 9 9 10 10 10 10

7

T
A
B

8 8 8 8 8 8 8 8 10 10 10 10 9 9 9 9 6 6 6 6 6 6 6 6 6 6 6 6 6 6

9

T
A
B

7 7 7 7 7 7 7 7 3 3 3 3 2 2 2 2

10

T
A
B

0 0 0 0 0 0 0 0 9 9 9 9 10 10 10 10

11

T
A
B

8 8 8 8 8 8 8 8 10 10 10 10 9 9 9 9 6 6 6 6 6 6 6 6 6 6 6 6 6

13

T
A
B

7 7 7 7 7 7 7 7 3 3 3 3 2 2 2 2

1st verse

♩ = 200

Musical notation for measures 14-15. The top staff is a treble clef with a repeat sign at measure 14. The bottom staff is a guitar TAB with fret numbers: 0 0 0 0 | 7 7 7 7 | 9 9 9 9 | 10 10 10 10.

Musical notation for measures 15-16. The top staff is a treble clef with a repeat sign at measure 15. The bottom staff is a guitar TAB with fret numbers: 0 0 0 0 | 7 7 7 7 | 9 9 9 9 | 10 10 10 10.

Musical notation for measures 16-17. The top staff is a treble clef with a repeat sign at measure 16. The bottom staff is a guitar TAB with fret numbers: 8 8 8 8 | 7 7 7 7 | 9 9 9 9 | 10 10 10 10 | 7 7 7 7 | 10 10 10 8 | 8 8 8 7 | 7 7 7 7.

Musical notation for measures 18-19. The top staff is a treble clef with a repeat sign at measure 18. The bottom staff is a guitar TAB with fret numbers: 0 0 0 0 | 7 7 7 7 | 9 9 9 9 | 10 10 10 10.

Musical notation for measures 19-20. The top staff is a treble clef with a repeat sign at measure 19. The bottom staff is a guitar TAB with fret numbers: 0 0 0 0 | 7 7 7 7 | 9 9 9 9 | 10 10 10 10.

20

T
A
B

8 8 8 8 7 7 7 7 9 9 9 9 10 10 10 10

21

T
A
B

7 7 7 7 9 9 9 9 7 7 7 7 6 6 6 6

22

T
A
B

0 0 0 0 0 0 0 0 9 9 9 9 10 10 10 10

23

T
A
B

8 8 8 8 8 8 8 8 10 10 10 10 9 9 9 9 6 6 6 6 6 6 6 6 6 6 6 6 6 6

25

1. 2. $\text{♩} = 180 = 180$ D5 A#5

T
A
B

7 7 7 7 7 7 7 7 3 3 3 3 2 2 2 2 9 7 5 5 3 3 1

D5 C5 C#5

29

TAB

5 5 3 | 3 4 | 3 5 7 | 3 5 (5) | 3 5 7 5 2 | (2) 3

2nd verse

♩ = 200

35

TAB

0 0 0 0 | 7 7 7 7 | 9 9 9 9 | 10 10 10 10

36

TAB

0 0 0 0 | 7 7 7 7 | 9 9 9 9 | 10 10 10 10

37

TAB

8 8 8 8 | 7 7 7 7 | 9 9 9 9 | 10 10 10 10 | 7 7 7 7 | 10 10 10 10 | 8 8 8 8 | 7 7 7 7

39

TAB

0 0 0 0 | 7 7 7 7 | 9 9 9 9 | 10 10 10 10

40

T
A
B

0 0 0 0 7 7 7 7 9 9 9 9 10 10 10 10

41

T
A
B

8 8 8 8 7 7 7 7 9 9 9 9 10 10 10 10

42

T
A
B

7 7 7 7 9 9 9 9 7 7 7 7 6 6 6 6

43

T
A
B

0 0 0 0 0 0 0 0 9 9 9 9 10 10 10 10

44

T
A
B

8 8 8 8 8 8 8 8 10 10 10 10 9 9 9 9 6

Tempo: ♩ = 180 = 180

Chords: D5, A#5

Measure 46: 1. 2.

TAB: 7-7-7-7-7-7-7-7-3-3-3-3-2-2-2-2 | 9 | 5 | 3 | 3 | 1

Chords: D5, C5, C#5

Measure 50:

TAB: 5 | 3 | 4 | 3-5-7-3-5 | (5) | 3-5-7-5-2 | (2) | 3

Measure 56:

TAB: 7-7-9-10-7-8 | (8)-8-7-9-10-8-9 | (9)-9-7-9-10-8

Measure 59:

TAB: (8)-10-9-10-9-11 | 7-7-9-10-7-8 | (8)-8-7-9-10-8-9

Measure 62:

TAB: (9)-9-7-9-10-6 | 8-8-10-10 | 7-7-9-10-7-8 | (8)-8-7-9-10-8-9

66

T
A
B

69

T
A
B

71

T
A
B

73

T
A
B

76

T
A
B

78

T
A
B

7 7 8 9

5 5 5 5 6 6 6 6 6 6 6 6 6

Solo

80

T
A
B

10 10 6 6

8 8 8 8 8 8 8 8 4 4 4 4 4 4 4 5 5 5 5

82

T
A
B

7 7 8 9

5 5 5 5 6 6 6 6 6 6 6 6 6

84

T
A
B

10 10 6 6

8 8 8 8 8 8 8 8 4 4 4 4 4 4 4 5 5 5 5

86

$\text{♩} = 140$ $\text{♩} = 140$

T
A
B

7 7 8 9

5 5 5 5 6 6 6 6 6 6 6 6 6 6 6 7 8 7 5 3 1

89

T
A
B

5 7 7 8 7 5 3 7 9 7 8 7 5 3 5 7

94

T
A
B

7 8 7 5 3 7 5 7 7 8 7 5 3 5 7 7 8 7 5 3

99

1. 2.

$\text{♩} = 180 = 180$

D5 A#5 D5 C5 C#5

T
A
B

7 9 7 7 5 3 5 5 3 3 4 3 4 2

105

T
A
B

3 0 5 0 7 3 5 (5) 3 0 5 0 7 5 2 (2) 3