

# Heavy Metal Balad

Blazed  
unknown

Words & Music by alex W

Tune down 1 step

- ①=D    ④=C
- ②=A    ⑤=G
- ③=F    ⑥=D

♩ = 120

E-Gt

TAB

	X	X	X	X	X	X	X	X	X
	X	X	X	X	X	X	X	X	X
2	X	X	X	X	X	X	X	X	X
0	X	X	X	X	X	X	X	X	X

TAB

	X	X	X	X	X	X	X	X	X
	X	X	X	X	X	X	X	X	X
2	X	X	X	X	X	X	X	X	X
0	X	X	X	X	X	X	X	X	X

TAB

	X	X	X	X	X	X	X	X	X
	X	X	X	X	X	X	X	X	X
2	X	X	X	X	X	X	X	X	X
0	X	X	X	X	X	X	X	X	X

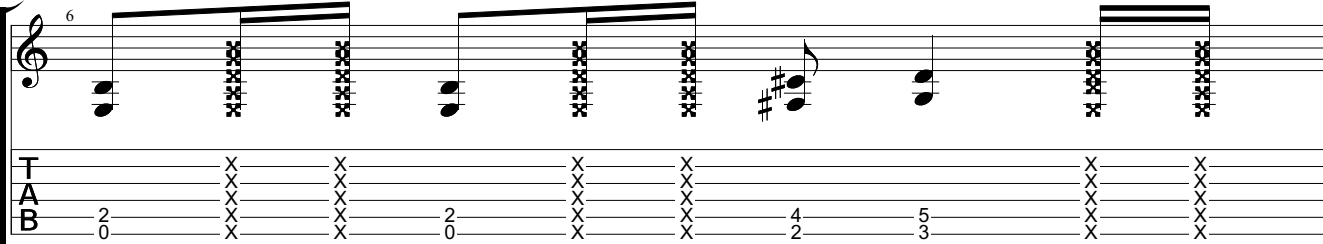
TAB

	X	X	X	X	X	X	X	X	X
	X	X	X	X	X	X	X	X	X
2	X	X	X	X	X	X	X	X	X
0	X	X	X	X	X	X	X	X	X

TAB

	X	X	X	X	X	X	X	X	X
	X	X	X	X	X	X	X	X	X
2	X	X	X	X	X	X	X	X	X
0	X	X	X	X	X	X	X	X	X

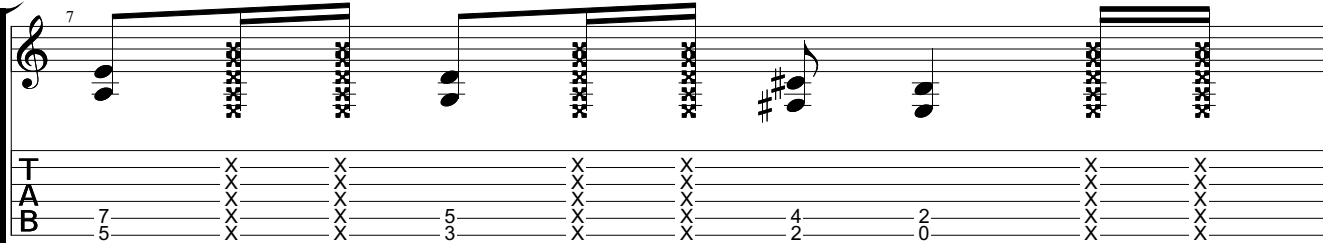
6



Musical notation for measure 6: Treble clef, G4 quarter, A4 quarter, B4 quarter, C5 quarter, D5 quarter, E5 quarter, F5 quarter, G5 quarter. Fingering: 2, 0, X, X, X, X, X, X, X, X, X, X, X, X, X, X.

TAB: 2 0 X X X X X X X X X X X X X X X X

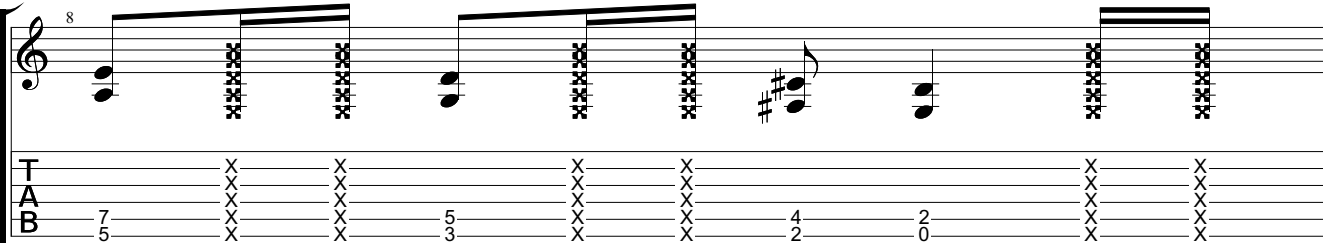
7



Musical notation for measure 7: Treble clef, G4 quarter, A4 quarter, B4 quarter, C5 quarter, D5 quarter, E5 quarter, F5 quarter, G5 quarter. Fingering: 7, 5, X, X, X, X, X, X, X, X, X, X, X, X, X, X.

TAB: 7 5 X X X X X X X X X X X X X X X X


8



Musical notation for measure 8: Treble clef, G4 quarter, A4 quarter, B4 quarter, C5 quarter, D5 quarter, E5 quarter, F5 quarter, G5 quarter. Fingering: 7, 5, X, X, X, X, X, X, X, X, X, X, X, X, X, X.

TAB: 7 5 X X X X X X X X X X X X X X X X

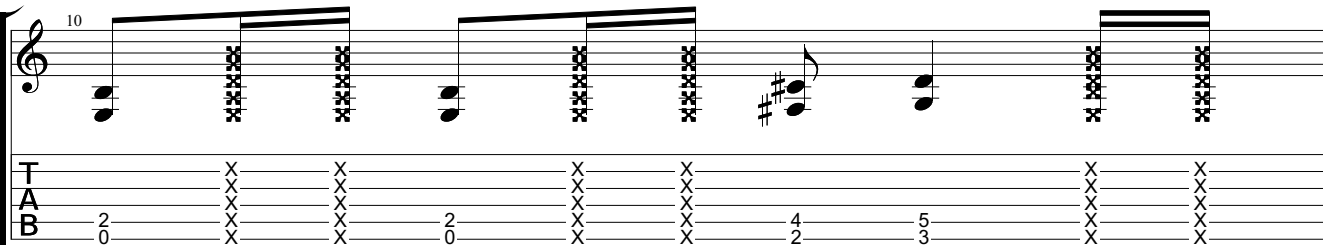
9



Musical notation for measure 9: Treble clef, G4 quarter, A4 quarter, B4 quarter, C5 quarter, D5 quarter, E5 quarter, F5 quarter, G5 quarter. Fingering: 2, 0, X, X, X, X, X, X, X, X, X, X, X, X, X, X.

TAB: 2 0 X X X X X X X X X X X X X X X X

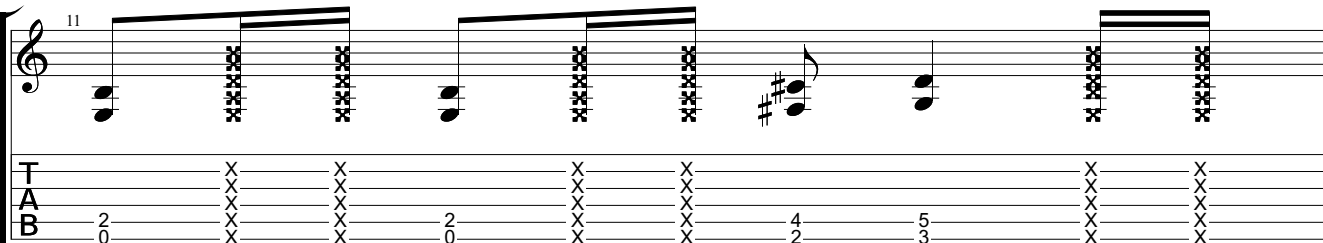
10



Musical notation for measure 10: Treble clef, G4 quarter, A4 quarter, B4 quarter, C5 quarter, D5 quarter, E5 quarter, F5 quarter, G5 quarter. Fingering: 2, 0, X, X, X, X, X, X, X, X, X, X, X, X, X, X.

TAB: 2 0 X X X X X X X X X X X X X X X X

11



Musical notation for measure 11: Treble clef, G4 quarter, A4 quarter, B4 quarter, C5 quarter, D5 quarter, E5 quarter, F5 quarter, G5 quarter. Fingering: 2, 0, X, X, X, X, X, X, X, X, X, X, X, X, X, X.

TAB: 2 0 X X X X X X X X X X X X X X X X

12

TAB 2 0 X X X X X X 2 0 X X X X 4 2 5 3 X X

13

TAB 2 0 X X X X X X 2 0 X X X X 4 2 5 3 X X

14

TAB 2 0 X X X X X X 2 0 X X X X 4 2 5 3 X X

15

TAB 7 5 X X X X X X 5 3 X X X X 4 2 2 0 X X

16

TAB 7 5 X X X X X X 5 3 X X X X 4 2 2 0 X X

17

TAB 2 0 X X X X X X 2 0 X X X X 4 2 5 3 X X

18

TAB 2 0 X X X X 2 0 X X 4 2 5 3 X X

19

TAB 2 0 X X X X 2 0 X X 4 2 5 3 X X

20

TAB 2 0 X X X X 2 0 X X 4 2 5 3 X X

21

TAB 2 0 X X X X 2 0 X X 4 2 5 3 X X

22

TAB 2 0 X X X X 2 0 X X 4 2 5 3 X X

23

TAB 7 5 X X X X 5 3 X X 4 2 2 0 X X

24

T  
A  
B

	X	X	X	X				
	X	X	X	X				
	X	X	X	X				
	X	X	X	X				
7			5		4		2	0
5			3					0

27

T  
A  
B


32

T  
A  
B

		5	5	5	5	5	3	(3)	5	5	5	5	5	3
		3	3	3	3	3	1	(3)	3	3	3	3	3	3
								(1)	0	1	3			0
														1
														3
														1
														0
														1
														3

36

T  
A  
B

	5	5	5	5	5	3	(3)	7	9	7	7	9	7	7	5	7	5	5	7	5	5
	3	3	3	3	3	1	(3)	7	7	7	7	7	7	7	5	7	5	5	5	5	5
							(1)	0	1	3											

39

T  
A  
B

	3	5	3	3	3	5	3	3	1	3	1	1	1	3	1	7	9	7	7	9	7	7	5	7	5	5	5

41

T  
A  
B

	3	5	3	3	3	5	3	3	1	3	1	1	1	3	1	7	9	7	7	9	7	7	5	7	5	5	5

43

T  
A  
B

3 5-3 3-3 5-3 3-1 3-1 1-1-3 1 7-9-7 7-7 9-7 7-5 5-5 7-5 5

45

T  
A  
B

3 5-3 3-3 5-3 3-1 3-1 1-1-3 1