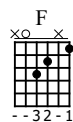
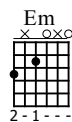
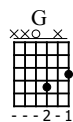
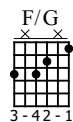
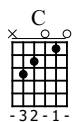


Ballade pour Adeline

Richard Clayderman

Words & Music by Paul de Senneville



Standard tuning

♩ = 65

S-Gt

C

f

TAB

| | | | | | | | | | | | | |
|---|-----|---|-----|---|-----|---|-----|---|---|---|---|---|
| 0 | 1-3 | 0 | 1-3 | 0 | 1-3 | 0 | 1-3 | 1 | 0 | 0 | 0 | 0 |
| 3 | 3 | 3 | 3 | 3 | 3 | 3 | 3 | 3 | 3 | 3 | 3 | 3 |

F/G

G

TAB

| | | | | | | | | | | | | |
|---|---|---|---|---|---|-----------------|---|---|---|---|---|---|
| 0 | 0 | 0 | 1 | 1 | 1 | 1-1-1-1-1-1-3 | 3 | 3 | 3 | 5 | | |
| 0 | 0 | 2 | 2 | 2 | 2 | 0 2 2 2 2 2 2 4 | 4 | 0 | 4 | 0 | 4 | 4 |
| 3 | 3 | 3 | 3 | 3 | 3 | 3 | 3 | 3 | 3 | 3 | 3 | 3 |

Em

F

TAB

| | | | | | | | | | | | | | | |
|---|---|---|---|---|---|---|---|---|---|---|---------------|---|---|---|
| 0 | 0 | 0 | 0 | 0 | 0 | 0 | 0 | 1 | 1 | 1 | 1-1-1-1-1-1-3 | | | |
| 0 | 2 | 2 | 2 | 0 | 0 | 0 | 0 | 0 | 2 | 2 | 2 | 2 | 2 | 4 |
| 3 | 3 | 3 | 3 | 3 | 3 | 3 | 3 | 3 | 3 | 3 | 3 | 3 | 3 | 3 |

TAB

| | | | | | | | | |
|---|---|---|---|---|---|---|---|---|
| 3 | 3 | 0 | 3 | 3 | 5 | 5 | | |
| 4 | 0 | 4 | 0 | 0 | 3 | 4 | 5 | 5 |
| 3 | 3 | 3 | 3 | 3 | 3 | 3 | 3 | 3 |

11

T
A
B

0 12 0 10 0 8 0 0 12 0 10 0 8 0

0 0

could use E3 instead of E4 here

$\text{♩} = 65 \text{ accel.}$ ----- $\text{♩} = 75 = 65$

12

P.M.-| P.M.-| P.M.-| P.M.-|

T
A
B

10 8 10 10 9 10 9-0-0-7-0-0-5-0-0-4-0-0 5 3 1 0 2 0 2 4 2

8 10 7 5 3 2 0 2 2 2 2

in 8s for the next 4 beats

14

T
A
B

2 0 3 0 3 0 3 0 3 0-3 0-3 0 0 3 0 3 5 7 6-8 5 7 6-8 7-10 8 10 8 10

1 3-3 3 3 3 3 3 3 3 3

----- $\text{♩} = 65 \text{ accel.}$ $\text{♩} = 65$

16

T
A
B

12 13-15 12 13-15 15 12-15 15 12-15 12-15 12 12 12 12 13-13 13 12 14-14 14 12 10 10 (10) 12 12 13 0 13 0

Musical notation for measures 18-19. Includes a treble clef staff with notes and a guitar tablature staff with fret numbers.

let ring let ring

13—13—13—13—13—13—15—15—15—15—17—12—15

14—14—14—14—14—14—16—16—16—(0)—16—17—12—16—15—17

13—13—13—14—15

Musical notation for measures 20-21. Includes a treble clef staff with notes and a guitar tablature staff with fret numbers.

13—13—14—15—7—9—5—12—0—12—0—(0)—12—12—12—12—12—12—14—14—14

12—12—12—12—12—12—13—13—12

12—12—12

0—0—0—13

Musical notation for measures 22-23. Includes a treble clef staff with notes and a guitar tablature staff with fret numbers.

let ring

13—13—13—13—13—13—15—15—15—0—15—17—12—15—17—12—0—3—0

14—14—14—14—14—14—16—16—0—16—16—17—12—10—0—0

(0)—13—13—14—15—3

Musical notation for measures 24-25. Includes a treble clef staff with notes and a guitar tablature staff with fret numbers.

5—0—5—4—3—0—12—0—10—0—8—0—0—12—0—10—0—8—0—10—8—6—3

0—13—12—10—12—11—9—10—10—7—5—5

0—0—10—10—9—5—10

Musical notation for measures 26-27. Includes a treble clef staff with notes and a guitar tablature staff with fret numbers.

3—1—5—3—1—4—2—0—2—0—3—0

3—0—2—3—3—2—0—5—2—2—2—4—2—0—2—0—3—0

3—3—0—0—0—2—5—2—4—2—2—3

28

Musical notation for measures 28-30. Measure 28 contains an eighth-note run. Measures 29-30 feature sixteenth-note triplets, with a '6' bracket above them indicating a sixteenth-note triplet. The guitar tab below shows fret numbers and triplet markings.

in 8s for the next 4 beats

29

Musical notation for measures 29-30. Measure 29 has an eighth-note triplet with an *accel.* marking above it. Measure 30 has a tempo marking $\text{♩} = 65$. The guitar tab below shows fret numbers and triplet markings.

31

Musical notation for measures 31-32. Measure 31 has a dotted eighth-note followed by a sixteenth-note. Measure 32 has eighth notes. The guitar tab below includes the instruction "let ring" above measures 31 and 32, and fret numbers for both measures.

33

Musical notation for measures 33-34. Measure 33 contains a chromatic eighth-note line. Measure 34 has eighth notes. The guitar tab below includes the instruction "let ring" above measure 34, and fret numbers for both measures.

35

Musical notation for measures 35-36. Measure 35 has a dotted eighth-note followed by a sixteenth-note. Measure 36 has eighth notes. The guitar tab below includes the instruction "let ring" above measure 35, and fret numbers for both measures.

38

let ring let ring let ring let ring let ring

TAB

12 12 0 12 12 12 12 12 12 13 | 13 13 13 13 13 13 13 15 | 15 15 15 17

12 12 0 12 12 12 12 12 14 | 14 14 14 14 14 14 16 | 16 16 16 17

10 10 10 10 10 10 10 10 | 0 0 0 0 0 0 0 0 | 0 0 0 0 0 0 0 0

12 0 12 13 13 13 15 15 17

41

TAB

12 15 0 8 6 5 13 15 17 | 12 15 0 8 6 5 13 15 17 | 0 8 8 15

12 12 16 16 12 12 16 16 0 8

7 17 17 8

44

TAB

(15)