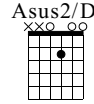
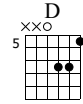
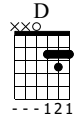
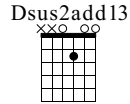
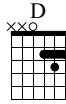


7th February

Eren Bas



Standard tuning

♩ = 120

D Dsus2add13

N-Gt

f
let ring let ring let ring -----|

T	2	3	2	3	2	(5)	(4)	(0)	0	0	0
A	2	2	2	0	4	5			2	2	0
B	0			0					0		

D

let ring let ring let ring -- -|

T	2	3	(3)	2	3	2	3	2	0	4	5
A	0	2	(2)	2	2	2	0	4	0		
B	0		(0)	0							

Dsus2add13

let ring

T	(5)	0	0	0	0	0	0	0	0	0	(3)
A	(4)	2	2	2	0	2	3	0	2	3	(2)
B	(0)	0	0	0	0	0	0	0	0	0	(0)

D Dsus2add13

let ring let ring let ring

TAB

♩ = 86

E/D

TAB

D

TAB

TAB

TAB

kulaga tanidik geliyor ama nereden?

♩ = 86
D

♩ = 130

26#

let ring

TAB

28

1.

let ring

TAB

31

2.

D

mf

f

let ring

let ring

TAB

Ben düzelttim en azından çalınabilir oldu

♩ = 86
Section 1

33

Asus2/D

Section 1

TAB

follows the same exact routine

35

TAB

4	4	4	4	4	4	4	4	4	4	4	4	2	2	2	2	2	2	2	2	2	2	2
5	5	5	5	5	5	5	5	5	5	5	5	3	3	3	3	3	3	3	3	3	3	3
4	4	4	4	4	4	4	4	4	4	4	4	2	2	2	2	2	2	2	2	2	2	2
0	0	0	0	0	0	0	0	0	0	0	0	0	0	0	0	0	0	0	0	0	0	0

E/D

37

TAB

4	4	4	4	4	4	4	4	4	4	4	4	2	2	2	2	2	2	2	2	2	2	2
5	5	5	5	5	5	5	5	5	5	5	5	3	3	3	3	3	3	3	3	3	3	3
4	4	4	4	4	4	4	4	4	4	4	4	2	2	2	2	2	2	2	2	2	2	2
0	0	0	0	0	0	0	0	0	0	0	0	0	0	0	0	0	0	0	0	0	0	0

39

TAB

0	0	0	0	0	0	0	0	0	0	0	0	2	2	2	2	2	2	2	2	2	2	2
2	2	2	2	2	2	2	2	2	2	2	2	3	3	3	3	3	3	3	3	3	3	3
0	0	0	0	0	0	0	0	0	0	0	0	0	0	0	0	0	0	0	0	0	0	0

41

TAB

0	0	0	0	0	0	0	0	0	0	0	0	2	2	2	2	2	2	2	2	2	2	2
2	2	2	2	2	2	2	2	2	2	2	2	3	3	3	3	3	3	3	3	3	3	3
0	0	0	0	0	0	0	0	0	0	0	0	0	0	0	0	0	0	0	0	0	0	0

43

TAB

0	0	0	0	0	0	0	0	0	0	0	0	2	2	2	2	2	2	2	2	2	2	2
2	2	2	2	2	2	2	2	2	2	2	2	3	3	3	3	3	3	3	3	3	3	3
0	0	0	0	0	0	0	0	0	0	0	0	0	0	0	0	0	0	0	0	0	0	0

45

TAB

0	0	0	0	0	0	0	0	0	0	0	0	2	2	2	2	2	2	2	2	2	2	2
2	2	2	2	2	2	2	2	2	2	2	2	3	3	3	3	3	3	3	3	3	3	3
0	0	0	0	0	0	0	0	0	0	0	0	0	0	0	0	0	0	0	0	0	0	0

Section 1

47

Tabular notation for measures 47-50. Measures 47-50 consist of rhythmic patterns of eighth notes with fret numbers 0, 2, and 3.

49

Tabular notation for measures 49-52. Measures 49-52 continue the rhythmic patterns with fret numbers 0, 2, and 3.

51

Tabular notation for measures 51-54. Measures 51-54 continue the rhythmic patterns with fret numbers 0, 2, and 3.

53

Tabular notation for measures 53-56. Measures 53-56 continue the rhythmic patterns with fret numbers 0, 2, and 3.

55

Tabular notation for measures 55-58. Measures 55-58 continue the rhythmic patterns with fret numbers 0, 2, and 3.

57

Tabular notation for measures 57-60. Measures 57-59 continue the rhythmic patterns, while measure 60 features a melodic line with a sharp sign and a fermata, with fret numbers 0, 2, 3, 2, 5, 10.

59

The image shows a musical score for guitar. At the top, a treble clef staff contains two measures of music. The first measure has a quarter rest, a quarter note on the second line (F4), and a quarter note on the second space (G4). The second measure has a quarter rest, a quarter note on the second space (G4), and a quarter note on the second line (F4). Below the staff is a section labeled 'TAB' with three empty staves for guitar tablature.