

# Speed Exercises by Vooydzig


Words & Music by Vooydzig

Standard tuning

♩ = 120

Start at low tempo (90) and speed up to (240)

E-Gt




Exercise 1: A 4/4 measure containing six groups of eighth notes. Each group consists of three notes (a triplet) ascending from the 1st to the 3rd fret. The notes are beamed together with a '3' above them. The first group starts on the 1st fret. The dynamic marking *f* is placed below the first group.

TAB

0 1 3 0 3 5 0 5 7 0 7 8 0 8 10 0 10 12


Play it at least 30min a day with different scales



Exercise 2: A 4/4 measure containing six groups of eighth notes. Each group consists of three notes (a triplet) ascending from the 2nd to the 3rd fret. The notes are beamed together with a '3' above them. The first group starts on the 2nd fret.

TAB


0 2 3 0 3 5 0 5 7 0 7 8 0 8 10 0 10 12



Exercise 3: A 4/4 measure containing six groups of eighth notes. Each group consists of three notes (a triplet) ascending from the 2nd to the 3rd fret. The notes are beamed together with a '3' above them. The first group starts on the 2nd fret.

TAB

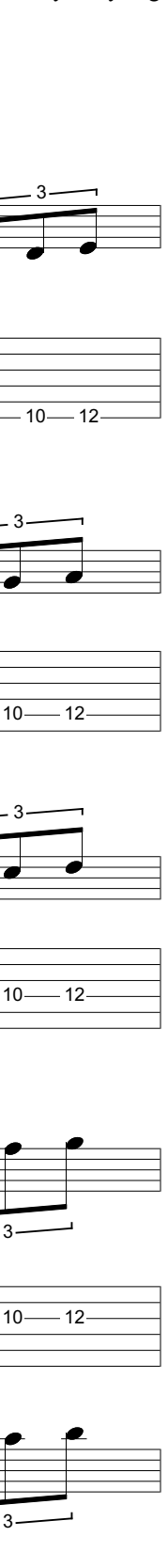
0 2 3 0 3 5 0 5 7 0 7 9 0 9 10 0 10 12



Exercise 4: A 4/4 measure containing six groups of eighth notes. Each group consists of three notes (a triplet) ascending from the 2nd to the 4th fret. The notes are beamed together with a '3' above them. The first group starts on the 2nd fret.

TAB

0 2 4 0 4 5 0 5 7 0 7 9 0 9 10 0 10 12



Exercise 5: A 4/4 measure containing six groups of eighth notes. Each group consists of three notes (a triplet) ascending from the 1st to the 3rd fret. The notes are beamed together with a '3' below them. The first group starts on the 1st fret.

TAB

0 1 3 0 3 5 0 5 6 0 6 8 0 8 10 0 10 12

6

T  
A  
B

0 — 1 — 3 — 0 — 3 — 5 — 0 — 5 — 7 — 0 — 7 — 8 — 0 — 8 — 10 — 0 — 10 — 12

The same pattern but starting from E1

8

T  
A  
B

0 — 1 — 3 — 0 — 3 — 5 — 0 — 5 — 7 — 0 — 7 — 8 — 0 — 8 — 10 — 0 — 10 — 12

9

T  
A  
B

0 — 1 — 3 — 0 — 3 — 5 — 0 — 5 — 6 — 0 — 6 — 8 — 0 — 8 — 10 — 0 — 10 — 12

10

T  
A  
B

0 — 2 — 4 — 0 — 4 — 5 — 0 — 5 — 7 — 0 — 7 — 9 — 0 — 9 — 10 — 0 — 10 — 12

11

T  
A  
B

0 — 2 — 3 — 0 — 3 — 5 — 0 — 5 — 7 — 0 — 7 — 9 — 0 — 9 — 10 — 0 — 10 — 12

12

T  
A  
B

0 2 3 0 3 5 0 5 7 0 7 8 0 8 10 0 10 12

13

T  
A  
B

0 1 3 0 3 5 0 5 7 0 7 8 0 8 10 0 10 12

The same pattern reversed

15

T  
A  
B

12 10 0 10 8 0 8 7 0 7 5 0 5 3 0 3 1 0

16

T  
A  
B

12 10 0 10 8 0 8 7 0 7 5 0 5 3 0 3 2 0

17

T  
A  
B

12 10 0 10 9 0 9 7 0 7 5 0 5 3 0 3 2 0

18

T  
A  
B

12 10 0 10 9 0 9 7 0 7 5 0 5 4 0 4 2 0

19

T  
A  
B

12 10 0 10 8 0 8 6 0 6 5 0 5 3 0 3 1 0

20

T  
A  
B

12 10 0 10 8 0 8 7 0 7 5 0 5 3 0 3 1 0

Again same pattern form E1 reversed

22

T  
A  
B

12 10 0 10 8 0 8 7 0 7 5 0 5 3 0 3 1 0

23

T  
A  
B

12 10 0 10 8 0 8 6 0 6 5 0 5 3 0 3 1 0

24

T  
A  
B

12 10 0 10 9 0 9 7 0 7 5 0 5 4 0 4 2 0

25

T  
A  
B

12 10 0 10 9 0 9 7 0 7 5 0 5 3 0 3 2 0

26

T  
A  
B

12 10 0 10 8 0 8 7 0 7 5 0 5 3 0 3 2 0

27

T  
A  
B

12 10 0 10 8 0 8 7 0 7 5 0 5 3 0 3 1 0

You can tap notes instead of playing '0'

29

T  
A  
B

1 3 15 3 5 15 5 7 15 7 8 15 8 10 15 10 12 15

30

T T T T T T

TAB 2 3 15 3 5 15 5 7 15 7 8 15 8 10 15 10 12 15

31

T T T T T T

TAB 2 3 15 3 5 15 5 7 15 7 9 15 9 10 15 10 12 15

32

T T T T T T

TAB 2 4 15 4 5 15 5 7 15 7 9 15 9 10 15 10 12 15

33

T T T T T T

TAB 1 3 15 3 5 15 5 6 15 6 8 15 8 10 15 10 12 15

34

T T T T T T

TAB 1 3 15 3 5 15 5 7 15 7 8 15 8 10 15 10 12 15

36

T  
A  
B

1 3 15 3 5 15 5 7 15 7 8 15 8 10 15 10 12 15

37

T  
A  
B

1 3 15 3 5 15 5 6 15 6 8 15 8 10 15 10 12 15

38

T  
A  
B

2 4 16 4 5 16 5 7 16 7 9 16 9 10 16 10 12 16

39

T  
A  
B

2 3 15 3 5 15 5 7 15 7 9 15 9 10 15 10 12 15

40

T  
A  
B

2 3 15 3 5 15 5 7 15 7 8 15 8 10 15 10 12 15

41

T T T T T T

T  
A  
B

1 3 15 3 5 15 5 7 15 7 8 15 8 10 15 10 12 15

43

T T T T T T

T  
A  
B

12 10 15 10 8 15 8 7 15 7 5 15 5 3 15 3 1 15

44

T T T T T T

T  
A  
B

12 10 15 10 8 15 8 7 15 7 5 15 5 3 15 3 2 15

45

T T T T T T

T  
A  
B

12 10 15 10 9 15 9 7 15 7 5 15 5 3 15 3 2 15

46

T T T T T T

T  
A  
B

12 10 16 10 9 16 9 7 16 7 5 16 5 4 16 4 2 16



47

T T T T T T

TAB 12 — 10 — 15 — 10 — 8 — 15 — 8 — 6 — 15 — 6 — 5 — 15 — 5 — 3 — 15 — 3 — 1 — 15

48

T T T T T T

TAB 12 — 10 — 15 — 10 — 8 — 15 — 8 — 7 — 15 — 7 — 5 — 15 — 5 — 3 — 15 — 3 — 1 — 15

50

T T T T T T

TAB 12 — 10 — 15 — 10 — 8 — 15 — 8 — 7 — 15 — 7 — 5 — 15 — 5 — 3 — 15 — 3 — 1 — 15

51

T T T T T T

TAB 12 — 10 — 15 — 10 — 8 — 15 — 8 — 6 — 15 — 6 — 5 — 15 — 5 — 3 — 15 — 3 — 1 — 15

52

T T T T T T

TAB 12 — 10 — 16 — 10 — 9 — 16 — 9 — 7 — 16 — 7 — 5 — 16 — 5 — 4 — 16 — 4 — 2 — 16

53

T T T T T T

T  
A  
B 12—10—15—10—9—15—9—7—15—7—5—15—5—3—15—3—2—15

54

T T T T T T

T  
A  
B 12—10—15—10—8—15—8—7—15—7—5—15—5—3—15—3—2—15

55

T T T T T T

T  
A  
B 12—10—15—10—8—15—8—7—15—7—5—15—5—3—15—3—1—15

Try playing 2, 3 and 4 notes a time

ect...

57

T T T T T T

T  
A  
B 0—0—1—1—3—3—0—0—3—3—5—5—0—0—5—5—7—7

59

T  
A  
B 15—13—12—15—13—12—17—15—13—17—15—13—19—17—15—18—17—15—17—15—13—17—13

63

T  
A  
B

68

And the same pattern on other strings

T  
A  
B