

Ultra Nate - Free Й

♩ = 126,000130

Chant

Drums 20/10/97

JazzGtr

JazzGtr

Cleangtr

Overd Gtr

SynBass1

RevCymb

HaloPad

Choeurs

♩ = 126,000130

Strings1

2

6

Drums

JazzGtr

JazzGtr

SynBass1

HaloPad

Strings1

Detailed description: This musical score block covers measures 6 and 7. It features six staves: Drums, two JazzGtr staves, SynBass1, HaloPad, and Strings1. Measure 6 starts with a drum pattern of eighth notes and a JazzGtr staff with a melodic line. Measure 7 continues the drum pattern and JazzGtr melody. The HaloPad staff shows sustained chords in both measures. The Strings1 staff is empty.



8

Polyphonic :24 notes

Drums

JazzGtr

JazzGtr

SynBass1

HaloPad

Strings1

Detailed description: This musical score block covers measures 8 and 9. It features six staves: Drums, two JazzGtr staves, SynBass1, HaloPad, and Strings1. Measure 8 starts with a drum pattern of eighth notes and a JazzGtr staff with a melodic line. Measure 9 continues the drum pattern and JazzGtr melody. The HaloPad staff shows sustained chords in both measures. The Strings1 staff is empty. A text annotation 'Polyphonic :24 notes' is placed above the second JazzGtr staff in measure 8.

10

Chant: Where did we go

Drums

JazzGtr

JazzGtr

SynBass1

HaloPad

Strings1

Detailed description: This musical score block covers measures 10 and 11. The Chant part features the lyrics 'Where did we go' with a melodic line in treble clef. The Drums part shows a consistent rhythmic pattern with eighth notes. The two JazzGtr parts have complex, syncopated lines with various accidentals. The SynBass1 part provides a steady bass line. The HaloPad part consists of sustained chords in both treble and bass clefs. The Strings1 part is mostly silent with a few notes in measure 11.



12

Chant: wrong Where did we loose

Drums

JazzGtr

JazzGtr

SynBass1

HaloPad

Detailed description: This musical score block covers measures 12 and 13. The Chant part features the lyrics 'wrong Where did we loose' with a melodic line in treble clef. The Drums part continues with the same rhythmic pattern. The two JazzGtr parts have complex, syncopated lines with various accidentals. The SynBass1 part provides a steady bass line. The HaloPad part consists of sustained chords in both treble and bass clefs.

14

Chant

Drums

JazzGtr

JazzGtr

SynBass1

HaloPad



16

Chant

Drums

JazzGtr

JazzGtr

SynBass1

HaloPad

18

Chant

Drums

JazzGtr

JazzGtr

SynBass1

RevCymb

HaloPad

Do you think, give more love a try May



20

Chant

Drums

JazzGtr

JazzGtr

SynBass1

RevCymb

HaloPad

be you could find a bet ter friend I have a ny a

22

Chant

Drums

JazzGtr

JazzGtr

SynBass1

RevCymb

HaloPad

ther you gave more than you took Life



24

Chant

Drums

JazzGtr

JazzGtr

SynBass1

RevCymb

HaloPad

could be so good Come on and try Now's

26

Chant

Drums

JazzGtr

JazzGtr

Cleangtr

SynBass1

RevCymb

HaloPad

Choeurs

the time Cos you're free



28

Chant

Drums

Cleangtr

SynBass1

HaloPad

Choeurs

To do what you want to do

30

Chant

You've got ta live a your life

Drums

Cleangtr

Overd Gtr

SynBass1

HaloPad

Choeurs



32

Chant

Do what you want to do.

Drums

Cleangtr

Overd Gtr

SynBass1

HaloPad

Choeurs



34

Chant

Drums

JazzGtr

JazzGtr

Cleangtr

Overd Gtr

SynBass1

HaloPad

Strings1

Oh we are stran



36

Chant

Drums

JazzGtr

JazzGtr

HaloPad

Strings1

Does any one real

38

Chant

ly care Down, we're an Mine, rise PP 13 7 130 4 Roche sur l

Drums

JazzGtr

JazzGtr

HaloPad

Choeurs

Strings1



41

Chant

to touch out on palm I think you could ne

Drums

JazzGtr

JazzGtr

Overd Gtr

HaloPad

Choeurs

Strings1

43

Chant

ver trust an o ther Cos' they're all lost to plea sure We

<http://www.midiservice.com>

Drums

JazzGtr

JazzGtr

Overd Gtr

SynBass1

RevCymb

HaloPad

Choeurs

45

Chant

have to live in this world to ge ther O

Drums

JazzGtr

JazzGtr

Overd Gtr

SynBass1

RevCymb

HaloPad

Choeurs

47

Chant

pen up our hearts Love can final ly start

Drums

JazzGtr

JazzGtr

Overd Gtr

SynBass1

RevCymb

HaloPad

49

Chant

Come on and try Now's the time Cos you're

Drums

JazzGtr

JazzGtr

Overd Gtr

SynBass1

RevCymb

HaloPad

Choeurs

51

Chant *free* To do what you want

Drums

JazzGtr

JazzGtr

Cleangtr

SynBass1

HaloPad

Choeurs



53

Chant to do You've got ta live a your

Drums

Cleangtr

SynBass1

HaloPad

Choeurs

55

Chant: life Do what you want

Drums

Cleangtr

SynBass1

HaloPad

Choeurs



57

Chant: to do. Cos you're

Drums

Cleangtr

SynBass1

HaloPad

Choeurs



59

Chant *free* To do what you want

Drums

Cleangtr

Overd Gtr  
T  
A  
B

SynBass1

HaloPad

Choeurs



61

Chant to do you've got ta live a your

Drums

Cleangtr

Overd Gtr  
T  
A  
B

SynBass1

HaloPad

Choers

63

Chant

life Do what you want

Drums

Cleangtr

Overd Gtr

SynBass1

HaloPad

Choeurs



65

Chant

to do.

Drums

Cleangtr

Overd Gtr

SynBass1

HaloPad

67

Drums

Cleangtr

SynBass1

HaloPad

Choeurs

Do what you want do what youwan na do



69

Drums

Cleangtr

SynBass1

HaloPad

Choeurs

Do what you want do what youwan na do



71

Drums

Cleangtr

SynBass1

HaloPad

Choeurs

Do what you want do what youwan na do

73

Drums

Cleangtr

SynBass1

HaloPad

Choeurs

Do what you want do what yowan na do



75

Chant

Drums

JazzGtr

Cleangtr

SynBass1

HaloPad

When you're down and your fee in bad

77

Chant

Drums

Cleangtr

SynBass1

HaloPad



79

Chant

Drums

Cleangtr

SynBass1

HaloPad

81

Chant

Drums

Cleangtr

SynBass1

HaloPad

Choeurs

3

your life what you're gonna do



83

Chant

Drums

JazzGtr

Cleangtr

SynBass1

HaloPad

Choeurs

3

Make that change start today

85

Chant

Drums

Cleangtr

SynBass1

HaloPad

Choeurs

Get out of bed, get on your way



87

Chant

Drums

Cleangtr

SynBass1

HaloPad

Choeurs

Don't be scared in the first right there you

89

Chant

Drums

Cleangtr

SynBass1

RevCymb

HaloPad

Choeurs

want it, Reach for it

you want it, You're free



91

Chant

Drums

Cleangtr

SynBass1

HaloPad

Choeurs

To do what you want



93

Chant

Drums

Cleangtr

SynBass1

HaloPad

Choers

to do You've got ta live a your



95

Chant

Drums

Cleangtr

SynBass1

HaloPad

Choers

life Do what you want

97

Chant

Drums

Cleangtr

SynBass1

HaloPad

Choeurs

to do You're



99

Chant

Drums

Cleangtr

SynBass1

HaloPad

Choeurs

free You've got ta live your life now

101

Chant (Repeat To Fade)

Drums

Cleangtr

SynBass1

HaloPad

Choers



103

Chant

Drums

Cleangtr

SynBass1

HaloPad

Choers

105

Chant  
Drums  
Cleangtr  
SynBass1  
HaloPad  
Choeurs

Detailed description: This musical score block covers measures 105 and 106. The Chant part (treble clef) begins with a whole rest, followed by a half note G4 with a flat, a quarter rest, a quarter note A4 with a sharp, and a half note G4 with a flat. The Drums part features a complex rhythmic pattern with various note values and rests. The Cleangtr part (treble clef) consists of a series of chords and single notes, including a half note G4 with a flat, a quarter note A4 with a sharp, and a half note G4 with a flat. The SynBass1 part (bass clef) starts with a whole rest, followed by a half note G3 with a flat, a quarter note A3 with a sharp, and a half note G3 with a flat. The HaloPad part (treble clef) has a whole rest, followed by a half note G4 with a flat, and a whole note G4 with a flat. The Choeurs part (treble clef) has a whole rest, followed by a half note G4 with a flat, and a whole note G4 with a flat.



107

Chant  
Drums  
Cleangtr  
SynBass1  
HaloPad  
Choeurs

Detailed description: This musical score block covers measures 107 and 108. The Chant part (treble clef) begins with a whole rest, followed by a half note A4 with a sharp, a quarter note G4 with a sharp, a quarter note F4 with a sharp, and a half note E4 with a sharp. The Drums part continues with a complex rhythmic pattern. The Cleangtr part (treble clef) features a series of chords and single notes, including a half note A4 with a sharp, a quarter note G4 with a sharp, and a half note F4 with a sharp. The SynBass1 part (bass clef) starts with a whole rest, followed by a half note G3 with a flat, a quarter note A3 with a sharp, and a half note G3 with a flat. The HaloPad part (treble clef) has a whole rest, followed by a half note A4 with a sharp, and a whole note A4 with a sharp. The Choeurs part (treble clef) has a whole rest, followed by a half note A4 with a sharp, and a whole note A4 with a sharp.

109

Chant

Drums

Cleangtr

SynBass1

HaloPad

Choeurs



111

Chant

Drums

Cleangtr

SynBass1

HaloPad

Choeurs

113

Chant

Drums

Cleangtr

SynBass1

HaloPad

Choeurs

This musical score consists of six staves. The Chant staff (top) is in treble clef with a key signature of one flat and a 7/8 time signature. It begins with a quarter rest, followed by a quarter note B-flat, a quarter rest, a quarter note G, a quarter note F, and a quarter note E. The Drums staff uses a standard drum notation with various patterns of eighth and sixteenth notes. The Cleangtr staff is in treble clef and features a complex rhythmic pattern of eighth notes with many beamed sixteenth notes. The SynBass1 staff is in bass clef and plays a steady eighth-note bass line. The HaloPad staff is in treble clef and contains sustained chords with long horizontal lines indicating their duration. The Choeurs staff is in treble clef and has a sparse melody with a few notes.

Chant

Ultra Nate - Free



♩ = 126,000130  
10

Wheretid we go wrong Wheretid we loose

14

ourfaith My bratheris in me But hecan notdpend on me

18

Do you think,give more love a try May be yououldfind A

21

bet ter friendthan a ny o ther If yougave more thanyoutook Life

24

could be sogood Come onandtry Now's the time Cosyou're free

28

To dowhat youwant to do You've got ta live a your

31

life Dowhat you want to do.

Copyright © 1997 by Midi Service France.

35

Oh we are stran gers Does anyone real ly care

39

Down we're all the same Try to touch our pain. Think you'd be

43

ever trust an o ther Cos they're all lost to plea sure We have to live in this world to ge

46

ther O pen up our hearts Love can final ly start Come and try Now's

50

the time Cos you're free To do what you want to do

54

You've got ta live a your life Do what you want to do.

58

Cos you're free To do what you want to do

62

You've got ta live a your life Do what you want to do.

66

9

When you're down any body's Eve ry bo dy has left

78

you sad Feels like no one will pull you thru It's your life what you're



82

gon nado Makthachan gesstart today Get out of bed, get

86

onyouway Don't be scared The truth's right there If you

89

want it, Reach for it To dowhat youwant

93

to do You'vegot ta live a your life Dowhatyouwant

97

to do You're free You'vegot taliveyour life now

101

(Repeat Fade)

105

(Repeat Fade)

109

(Repeat Fade)

112

(Repeat Fade)

# Ultra Nate - Free

Й

Drums

♩ = 126,000130  
20/10/97 4

8 Polyphonie :24 notes

10

12

14

16

18

20

22

24

Copyright © 1997 by Midi Service France

V.S.

Drums

26

28

30

32

34

36

38

40

Midi Service BP113 74804 La Roche sur Foron (France)

<http://www.midiservice.com>

42

44

46

Musical notation for measures 46-47. The top staff shows a drum pattern with 'x' marks for cymbals and stems for snare and bass drum. The bottom staff shows a bass line with eighth notes and dotted eighth notes.

48

Musical notation for measures 48-49. Similar to the previous system, showing a drum pattern and a bass line.

50

Musical notation for measures 50-51. Similar to the previous system, showing a drum pattern and a bass line.

52

Musical notation for measures 52-53. Similar to the previous system, showing a drum pattern and a bass line.

54

Musical notation for measures 54-55. Similar to the previous system, showing a drum pattern and a bass line.

56

Musical notation for measures 56-57. Similar to the previous system, showing a drum pattern and a bass line.

58

Musical notation for measures 58-59. Similar to the previous system, showing a drum pattern and a bass line.

60

Musical notation for measures 60-61. Similar to the previous system, showing a drum pattern and a bass line.

62

Musical notation for measures 62-63. Similar to the previous system, showing a drum pattern and a bass line.

64

Musical notation for measures 64-65. Similar to the previous system, showing a drum pattern and a bass line.

Drums

66

68

70

72

74

76

78

80

82

84

86

Musical notation for measures 86-87. The top staff shows a drum pattern with 'x' marks for cymbals and stems for snare and bass drum. The bottom staff shows a bass line with eighth and quarter notes.

88

Musical notation for measures 88-89. Similar to the previous system, with a drum staff and a bass line staff.

90

Musical notation for measures 90-91. Similar to the previous system, with a drum staff and a bass line staff.

92

Musical notation for measures 92-93. Similar to the previous system, with a drum staff and a bass line staff.

94

Musical notation for measures 94-95. Similar to the previous system, with a drum staff and a bass line staff.

96

Musical notation for measures 96-97. Similar to the previous system, with a drum staff and a bass line staff.

98

Musical notation for measures 98-99. Similar to the previous system, with a drum staff and a bass line staff.

100

Musical notation for measures 100-101. Similar to the previous system, with a drum staff and a bass line staff.

102

Musical notation for measures 102-103. Similar to the previous system, with a drum staff and a bass line staff.

104

Musical notation for measures 104-105. Similar to the previous system, with a drum staff and a bass line staff.

V.S.

Drums

106

Musical notation for measures 106 and 107. The top staff shows a drum line with various rhythmic patterns, including eighth and sixteenth notes, and rests. The bottom staff shows a bass line with eighth and sixteenth notes, and rests.

108

Musical notation for measures 108 and 109. The top staff shows a drum line with various rhythmic patterns, including eighth and sixteenth notes, and rests. The bottom staff shows a bass line with eighth and sixteenth notes, and rests.

110

Musical notation for measures 110 and 111. The top staff shows a drum line with various rhythmic patterns, including eighth and sixteenth notes, and rests. The bottom staff shows a bass line with eighth and sixteenth notes, and rests.

112

Musical notation for measures 112 and 113. The top staff shows a drum line with various rhythmic patterns, including eighth and sixteenth notes, and rests. The bottom staff shows a bass line with eighth and sixteenth notes, and rests.

114

Musical notation for measures 114 and 115. The top staff shows a drum line with various rhythmic patterns, including eighth and sixteenth notes, and rests. The bottom staff shows a bass line with eighth and sixteenth notes, and rests.

♩ = 126,000130

2

8

14

20

26

7

37

43

48

64

Detailed description: The image shows a musical score for guitar in 4/4 time. The tempo is marked as ♩ = 126,000130. The score consists of eight staves of music. The first staff starts with a measure containing a '2' above it, indicating a second fret. The melody is primarily composed of eighth and quarter notes, often beamed together. Chords are indicated by letters in parentheses: (b) for flat and # for sharp. There are several rests, including a full-measure rest at measure 26 and a half-measure rest at measure 48. The score ends with a double bar line at measure 64, with the number '64' written above the final bar.



♩ = 126,000130

6

10

14

18

22

25

7

Detailed description: The image shows a guitar score for the piece 'Ultra Nate - Free' by Ultra Nate. The score is written in 4/4 time with a tempo of 126,000130. It consists of seven staves of music. The first staff starts with a whole rest, followed by a series of chords and melodic lines. The subsequent staves (6, 10, 14, 18, 22) continue the melodic development with various chordal textures. The final staff (25) ends with a fermata over a whole note chord, with a '7' above it, indicating a seventh chord.

35



39



43




47



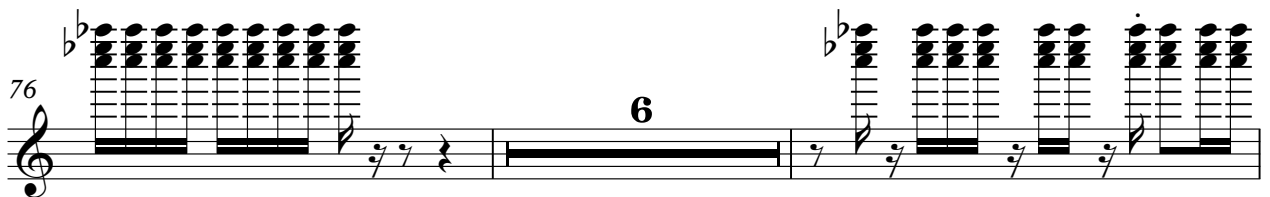
51

23




76

6



84

31



♩ = 126,000130

25

28

30

33 16

51

54

57

60

62

65

2

Clean gtr

68

70

73

76

78

80

82

84

86

88

Cleangtr

The image displays a musical score for a piece titled "Cleangtr". The score is written on ten staves, each beginning with a measure number: 90, 93, 96, 98, 101, 104, 106, 109, 112, and 114. The notation is primarily in treble clef. The first staff (90) features a melodic line with eighth notes and a bass line with chords and some eighth notes. The subsequent staves (93, 96, 98, 101, 104, 106, 109, 112) show a more complex texture with dense chordal patterns and rhythmic accompaniment. The final staff (114) concludes with a sustained chord. A triplets symbol is present at the end of the first staff.

Overd Gtr

♩ = 126,000130

**30**

	8	9	9	11	11	9	8	6	3	3	4	4	6	6	4	3	1
E																	
B																	
G																	
A																	
D																	
B																	
A																	

35

**7**

T					
A					
B					
		1	1	3	3
		1	1	1	1

47

**8**

T					
A					
B	4	1	3	3	
	4	1	1	1	
	4	4			

59

	8	9	9	11	11	9	8	6	3	3	4	4	6	6	4	3	1	8	9	9	11	
T																						
A																						
B																						

64

**49**

	11	9	8	6	3	3	4	4	6	6	4	3	1				
T																	
A																	
B																	

♩ = 126,000130

2 4

10

14

18

22

26

30

33 8





83



♩ = 126,000130

15

20

25

16

45

50

39 25

♩ = 126,000130

2

9

16

23

30

37

44

51

58

65


72



79



88




96



103



110



Ultra Nate - Free

Ў

Choeurs

♩ = 126,000130

25

30

42

45

52

58

64

69

72

74

6

Do what you want do what you want to do

Do what you want do what you want to do Do what you want do

what you want to do Do what you want to do

what you want to do



Strings1

Ultra Nate - Free

Й

♩ = 126,000130

**3**

11

**23**

39

**73**

Copyright © 1997 by Midi Service France