

Linkin Park - breaking the habit

♩ = 100,000000

Track 3

Track 1



Track 3

3 3 3 3

Track 1

Track 4



Track 3

5

Track 1

Track 7

Track 2



Track 3

6

Track 1

Track 7

Track 2

7

Track 3

Track 1

Track 7

Track 2

Detailed description: This block shows the musical notation for measures 7 and 8. Track 3 (drums) features a complex rhythmic pattern with many 'x' marks indicating hits. Track 1 (treble clef) has a melodic line with a sharp sign (#) on the second measure. Track 7 (treble clef) has a melodic line with a slur over the first two notes of each measure. Track 2 (bass clef) has a simple bass line with a whole note in the second measure.



9

Track 3

Track 1

Track 7

Track 6

Track 5

Chester Bennington

Me - mories con -

Detailed description: This block shows the musical notation for measures 9 and 10. Track 3 (drums) has a simpler pattern with fewer hits. Track 1 (treble clef) has a melodic line with a slur and a '6' marking. Track 7 (treble clef) has a melodic line with a slur. Track 6 (treble clef) and Track 5 (bass clef) have a long, sustained note with a slur. Chester Bennington's part (bass clef) shows the lyrics 'Me - mories con -' with notes corresponding to the syllables.

10

Track 3

Track 1

Track 7

Track 6

Track 5

Chester Bennington

sume like o - pe - ning the wound



11

Track 3

Track 1

Track 7

Track 6

Track 5

Chester Bennington

I'm pick - ing me a -

12

Track 3

Track 1

Track 7

Track 6

Track 5

Chester Bennington

part a - gain



13

Track 3

Track 1

Track 7

Track 6

Track 5

Chester Bennington

You all as -

14

Track 3

Track 1

Track 7

Track 6

Track 5

Chester Bennington

sume I'm safe here in my room



15

Track 3

Track 1

Track 7

Track 6

Track 5

Chester Bennington

un - less I try to

16

Track 3

Track 1

Track 7

Track 6

Track 5

Chester Bennington

start a - gain



17

Track 3

Track 1

Track 7

Track 6

Track 5

Chester Bennington

I don't want to be the one the

18

Track 3

Track 1

Track 7

Track 6

Track 5

Chester Bennington

bat - tles al - ways choose cause



19

Track 3

Track 1

Track 7

Track 6

Track 5

Chester Bennington

in - side I re - a - lize that

20

Track 3: Guitar with palm mutes and a 7th fret barre. Includes a 6th fret barre and a 6th fret power chord.

Track 1: Treble clef guitar.

Track 7: Treble clef guitar.

Track 6: Treble clef guitar.

Track 5: Bass clef guitar.

Chester Bennington: Bass clef guitar.

I'm the one con - fused I



21

Track 3: Guitar with palm mutes and a 7th fret barre.

Track 1: Treble clef guitar.

Track 7: Treble clef guitar.

Track 2: Bass clef guitar.

Track 6: Treble clef guitar.

Track 5: Bass clef guitar.

Chester Bennington: Bass clef guitar.

don't know what's worth fight - ing for or

22

Track 3

Track 1

Track 7

Track 2

Track 6

Track 5

Chester Bennington

why I have to scream I



23

Track 3

Track 1

Track 7

Track 2

Track 6

Track 5

Chester Bennington

don't know why I'm in - sti - gate and

24

Track 3: Guitar with chords and a melodic line. Includes a guitar tab above the staff.

Track 1: Treble clef, melodic line.

Track 7: Treble clef, melodic line.

Track 2: Bass clef, bass line.

Track 6: Treble clef, melodic line.

Track 5: Bass clef, bass line.

Chester Bennington: Bass clef, vocal line.

say what I don't mean I



25

Track 3: Guitar with chords and a melodic line. Includes a guitar tab above the staff.

Track 1: Treble clef, melodic line.

Track 7: Treble clef, melodic line.

Track 2: Bass clef, bass line.

Track 6: Treble clef, melodic line.

Track 5: Bass clef, bass line.

Chester Bennington: Bass clef, vocal line.

don't know how I got this way I

26

Track 3

Track 1

Track 7

Track 2

Track 6

Track 5

Chester Bennington

know it's not al - right so I'm



27

Track 3

Track 1

Track 7

Track 2

Track 6

Track 5

Chester Bennington

break - ing the

28

Track 3

Track 1

Track 7

Track 2

Track 6

Track 5

Chester Bennington

ha - bit I'm brea - king the



30

Track 3

Track 1

Track 7

Track 2

Track 6

Track 5

Chester Bennington

ha - bit to -night

32

Track 3

Track 1

Track 7

Track 2

Track 4

Track 6

Track 5

Chester Bennington

Clutch - ing my



34

Track 3

Track 1

Track 7

Track 2

Track 6

Track 5

Chester Bennington

cure I tight - ly lock the door

35

Track 3

Track 1

Track 7

Track 2

Track 6

Track 5

Chester Bennington

I try to catch my



36

Track 3

Track 1

Track 7

Track 2

Track 6

Track 5

Chester Bennington

breath a - gain

37

Track 3

Track 1

Track 7

Track 2

Track 6

Track 5

Chester Bennington

I hurt much



38

Track 3

Track 1

Track 7

Track 2

Track 6

Track 5

Chester Bennington

more than a - ny - time be - fore

39

Track 3

Track 1

Track 7

Track 2

Track 6

Track 5

Chester Bennington

I have no op - tions



40

Track 3

Track 1

Track 7

Track 2

Track 6

Track 5

Chester Bennington

left a - gain

41

Track 3

Track 1

Track 7

Track 2

Track 6

Track 5

Chester Bennington

I don't want to be the one the



42

Track 3

Track 1

Track 7

Track 2

Track 6

Track 5

Chester Bennington

bat - tles al - ways choose cause

43



Track 3

Track 1

Track 7

Track 2

Track 6

Track 5

Chester Bennington

in - side I re - a - lize that



44



Track 3

Track 1

Track 7

Track 2

Track 6

Track 5

Chester Bennington

I'm the one con - fused I

45

Musical score for tracks 1 through 7 and Chester Bennington for measure 45. Track 3 is a guitar track with a complex rhythmic pattern. Track 1 is a vocal line. Track 7 is a melodic line. Track 2 is a bass line. Track 6 is a vocal line. Track 5 is a bass line. Chester Bennington's part is a bass line with a complex rhythmic pattern.

don't know what's worth fight - ing for or



46

Musical score for tracks 1 through 7 and Chester Bennington for measure 46. Track 3 is a guitar track with a complex rhythmic pattern. Track 1 is a vocal line. Track 7 is a melodic line. Track 2 is a bass line. Track 6 is a vocal line. Track 5 is a bass line. Chester Bennington's part is a bass line with a complex rhythmic pattern.

why I have to scream I

47

Track 3

Track 1

Track 7

Track 2

Track 6

Track 5

Chester Bennington

don't know why I'm in - sti - gate and



48

Track 3

Track 1

Track 7

Track 2

Track 6

Track 5

Chester Bennington

say what I don't mean I

49

Track 3: Guitar with rhythmic patterns and chords.

Track 1: Melodic line in treble clef.

Track 7: Melodic line in treble clef.

Track 2: Bass line in bass clef.

Track 6: Melodic line in treble clef.

Track 5: Bass line in bass clef.

Chester Bennington: Vocal line in bass clef.

don't know how I got this way I



50

Track 3: Guitar with rhythmic patterns and chords.

Track 1: Melodic line in treble clef.

Track 7: Melodic line in treble clef.

Track 2: Bass line in bass clef.

Track 6: Melodic line in treble clef.

Track 5: Bass line in bass clef.

Chester Bennington: Vocal line in bass clef.

know it's not al - right so I'm

51

Track 3

Track 1

Track 7

Track 2

Track 6

Track 5

Chester Bennington

break - ing the



52

Track 3

Track 1

Track 7

Track 2

Track 6

Track 5

Chester Bennington

ha - bit I'm brea - king the

54

Track 3: Guitar with rhythmic patterns and chords.

Track 1: Melodic line with a sharp sign.

Track 7: Melodic line with a slur.

Track 2: Bass line with a whole note.

Track 6: Empty staff.

Track 5: Bass line with a sharp sign and a slur.

Chester Bennington: Vocal line with lyrics: ha - bit to - night



55

Track 3: Guitar with rhythmic patterns and chords.

Track 1: Melodic line with a sharp sign.

Track 7: Melodic line with a slur.

Track 2: Bass line with a whole note.

Track 6: Empty staff.

Track 5: Bass line with a slur.

Chester Bennington: Vocal line with lyrics: I'll paint it on the

Track 9: Empty staff.

56

Track 3

Track 1

Track 7

Track 2

Track 6

Track 5

Chester Bennington

walls

Track 9

Detailed description: This page shows a multi-track musical score for Chester Bennington's song 'walls'. The score is divided into nine tracks. Track 3 is the guitar part, featuring a rhythmic pattern of eighth notes with a triplet of eighth notes in the middle. Above the staff is guitar tablature with fret numbers and 'x' marks for muted strings. Track 1 is the vocal melody in treble clef, starting with a half note. Track 7 is another vocal melody in treble clef, also starting with a half note. Track 2 is a bass line in bass clef, consisting of a single half note. Tracks 6, 5, and 9 are also bass lines in bass clef, each consisting of a single half note. The key signature for all tracks is one sharp (F#). The tempo and time signature are not explicitly shown but are implied by the notation.

57

Track 3

Track 1

Track 7

Track 2

Track 6

Track 5

Chester Bennington

'cause I'm the one at

Track 9

58

Track 3

Track 1

Track 7

Track 2

Track 6

Track 5

Chester Bennington

fault

Track 9

59

Track 3

Track 1

Track 7

Track 2

Track 6

Track 5

Chester Bennington

I'll ne - ver fight a -

Track 9

60

Track 3

Track 1

Track 7

Track 2

Track 6

Track 5

Chester Bennington

gain

Track 9

Detailed description of the musical score: The score is for the song 'gain' by Chester Bennington. It consists of seven tracks. Track 3 is a guitar track in treble clef, starting at measure 60 with a triplet of eighth notes. Track 1 is a vocal line in treble clef. Track 7 is another vocal line in treble clef. Track 2 is a guitar track in bass clef with a key signature of one sharp (F#). Tracks 5, 6, and 9 are guitar tracks in bass clef, each containing a few notes of tablature. The name 'Chester Bennington' is written on the left side of the score, and the word 'gain' is written below the guitar tracks.

61

Track 3

Track 1

Track 7

Track 2

Track 6

Track 5

Chester Bennington

and this is how it

Track 9

62

Track 3

Track 1

Track 7

Track 2

Track 6

Track 5

Chester Bennington

ends

I

Track 9

This musical score is for Chester Bennington's tracks 'ends' and 'I'. It consists of nine tracks. Track 3 is a guitar track with a complex, rhythmic pattern of chords and single notes, marked with 'x' symbols. Track 1 is a vocal melody line in treble clef. Track 7 is another vocal melody line in treble clef, featuring some phrasing. Track 2 is a bass line in bass clef. Tracks 6, 5, and 9 are guitar tracks with chord diagrams. Track 6 and 5 have diagrams for the 'ends' section, while Track 9 has diagrams for the 'I' section. Track 2 has a diagram for the 'I' section. The score is divided into two parts: 'ends' and 'I'.

63

Track 3

Track 1

Track 7

Track 2

Track 6

Track 5

Chester Bennington

don't know what's worth fight - ing for or

Track 9

64

Track 3

Track 1

Track 7

Track 2

Track 6

Track 5

Chester Bennington

why I have to scream but

Track 9

The image shows a multi-track musical score for Chester Bennington's song "why I have to scream but". The score is arranged in a vertical stack of tracks. Track 3 is the top track, featuring a complex guitar riff with many 'x' marks indicating muted notes. Track 1 is a vocal line in treble clef. Track 7 is another vocal line in treble clef. Track 2 is a bass line in bass clef. Track 6 is a vocal line in treble clef. Track 5 is a bass line in bass clef. Track 9 is a guitar line in treble clef. The lyrics "why I have to scream but" are written below the vocal tracks. A measure number "64" is at the top left. A "3" is written below a triplet in Track 3. A guitar tab is shown at the bottom of Track 9.

65

Track 3

Track 1

Track 7

Track 2

Track 6

Track 5

Chester Bennington

now I have some cla - ri - ty to

Track 9

66

Track 3

Track 1

Track 7

Track 2

Track 6

Track 5

Chester Bennington

show you what I mean I

Track 9

Detailed description: This is a multi-track musical score for Chester Bennington's song 'I'. The score is arranged in a vertical stack of tracks. Track 3 is a guitar track with a capo at the 6th fret, showing a rhythmic pattern of eighth notes. Track 6 is another guitar track with a capo at the 6th fret, showing a melodic line. Track 9 is a third guitar track with a capo at the 6th fret, showing a melodic line. Tracks 1, 5, 7, and 9 are vocal tracks. Track 2 is a bass track. The lyrics are 'show you what I mean I'. The score is numbered 66 at the top left.

67

Track 3

Track 1

Track 7

Track 2

Track 6

Track 5

Chester Bennington

don't know how I got this way I'll

Track 9

68

Track 3

Track 1

Track 7

Track 2

Track 6

Track 5

Chester Bennington

ne - ver be al - right so I'm

Track 9

69

Track 3

Track 1

Track 7

Track 2

Track 6

Track 5

Chester Bennington

break -

ing

the

Track 9

70

Track 3

Track 1

Track 7

Track 2

Track 6

Track 5

Chester Bennington

ha - bit I'm

Track 9

The image shows a multi-track musical score for Chester Bennington's song "I'm a Machine". The score is arranged in a vertical stack of tracks. Track 3 is at the top, followed by Track 1, Track 7, Track 2, Track 6, Track 5, Chester Bennington's vocal line, and Track 9 at the bottom. Track 3 contains a complex guitar riff with many 'x' marks indicating muted notes. Track 1 has a simple melodic line. Track 7 has a melodic line with some phrasing. Track 2 is mostly empty. Track 6 and Track 5 contain guitar harmonies. Chester Bennington's vocal line includes the lyrics "ha - bit I'm" with corresponding notes. Track 9 has a few notes at the bottom. The number "70" is written at the top left of the score.

71

Track 3

Track 1

Track 7

Track 2

Track 6

Track 5

Chester Bennington

brea - king the ha - bit I'm

Track 9

73

Track 3

Track 1

Track 7

Track 2

Track 6

Track 5

Chester Bennington

brea - king the

Track 9

74

Track 3

Track 1

Track 7

Track 2

Track 4

Track 6

Track 5

Chester Bennington

ha - bit to - night

Track 9



76

Track 1

Track 6

Track 5



79

Track 1

Linkin Park - breaking the habit

Track 3

♩ = 100,000000

3

5

6

7

9

10

11

13

14

15

Musical notation for measure 15, featuring a guitar staff with a treble clef and a 7/8 time signature. The notation includes a series of eighth notes and sixteenth notes, with a '6' indicating a barre across the first six frets. The measure is divided into two parts by a bar line.

17

Musical notation for measure 17, featuring a guitar staff with a treble clef and a 7/8 time signature. The notation includes a series of eighth notes and sixteenth notes, with a '6' indicating a barre across the first six frets. The measure is divided into two parts by a bar line.

19

Musical notation for measure 19, featuring a guitar staff with a treble clef and a 7/8 time signature. The notation includes a series of eighth notes and sixteenth notes, with a '6' indicating a barre across the first six frets. The measure is divided into two parts by a bar line.

21

Musical notation for measure 21, featuring a guitar staff with a treble clef and a 7/8 time signature. The notation includes a series of eighth notes and sixteenth notes, with a '6' indicating a barre across the first six frets. The measure is divided into two parts by a bar line.

22

Musical notation for measure 22, featuring a guitar staff with a treble clef and a 7/8 time signature. The notation includes a series of eighth notes and sixteenth notes, with a '6' indicating a barre across the first six frets. The measure is divided into two parts by a bar line.

23

Musical notation for measure 23, featuring a guitar staff with a treble clef and a 7/8 time signature. The notation includes a series of eighth notes and sixteenth notes, with a '6' indicating a barre across the first six frets. The measure is divided into two parts by a bar line.

25

Musical notation for measure 25, featuring a guitar staff with a treble clef and a 7/8 time signature. The notation includes a series of eighth notes and sixteenth notes, with a '6' indicating a barre across the first six frets. The measure is divided into two parts by a bar line.

26

Musical notation for measure 26, featuring a guitar staff with a treble clef and a 7/8 time signature. The notation includes a series of eighth notes and sixteenth notes, with a '6' indicating a barre across the first six frets. The measure is divided into two parts by a bar line.

27

Musical notation for measure 27, featuring a guitar staff with a treble clef and a 7/8 time signature. The notation includes a series of eighth notes and sixteenth notes, with a '6' indicating a barre across the first six frets. The measure is divided into two parts by a bar line.

29

Musical notation for measure 29, featuring a guitar staff with a treble clef and a 7/8 time signature. The notation includes a series of eighth notes and sixteenth notes, with a '6' indicating a barre across the first six frets. The measure is divided into two parts by a bar line.

30

32

34

35

36

37

38


39

40

41

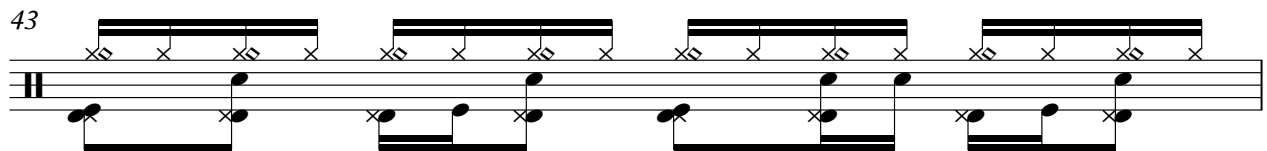
V.S.

42



Musical notation for measure 42, showing a guitar staff with a treble clef and a double bar line. The notation includes a series of eighth notes and chords, with 'x' marks above the staff indicating fretted notes.

43




Musical notation for measure 43, showing a guitar staff with a treble clef and a double bar line. The notation includes a series of eighth notes and chords, with 'x' marks above the staff indicating fretted notes.

44



Musical notation for measure 44, showing a guitar staff with a treble clef and a double bar line. The notation includes a series of eighth notes and chords, with 'x' marks above the staff indicating fretted notes.

45




Musical notation for measure 45, showing a guitar staff with a treble clef and a double bar line. The notation includes a series of eighth notes and chords, with 'x' marks above the staff indicating fretted notes.

46




Musical notation for measure 46, showing a guitar staff with a treble clef and a double bar line. The notation includes a series of eighth notes and chords, with 'x' marks above the staff indicating fretted notes.

47




Musical notation for measure 47, showing a guitar staff with a treble clef and a double bar line. The notation includes a series of eighth notes and chords, with 'x' marks above the staff indicating fretted notes.

49



Musical notation for measure 49, showing a guitar staff with a treble clef and a double bar line. The notation includes a series of eighth notes and chords, with 'x' marks above the staff indicating fretted notes.

50




Musical notation for measure 50, showing a guitar staff with a treble clef and a double bar line. The notation includes a series of eighth notes and chords, with 'x' marks above the staff indicating fretted notes.

51



Musical notation for measure 51, showing a guitar staff with a treble clef and a double bar line. The notation includes a series of eighth notes and chords, with 'x' marks above the staff indicating fretted notes.

53



Musical notation for measure 53, showing a guitar staff with a treble clef and a double bar line. The notation includes a series of eighth notes and chords, with 'x' marks above the staff indicating fretted notes.

54

55

56

3

57

59

60

3

61

63

64

3

65

V.S.

66

6

67

68

69

70

71

73

74

6

Track 1

Linkin Park - breaking the habit

♩ = 100,000000

5

9

13

17

21

25

29

33

37



79



Track 7

Linkin Park - breaking the habit

♩ = 100,000000

4

8

11

14

17

20

23

26

29

32

35



38



41



44



47



50



53



56



59



62



65



68



71



73



Track 2

Linkin Park - breaking the habit

♩ = 100,000000

4 12

21

29 2

38

45

53

62

69 7

Track 4

Linkin Park - breaking the habit

♩ = 100,000,000

3 **27**

33

41 **7**

©2003 Warner Music

Linkin Park - breaking the habit

Track 6

♩ = 100,000000

8

15

23

31

2

39

47

55

64

72

3

©2003 Warner Music

Linkin Park - breaking the habit

Track 5

♩ = 100,000000

8

14

22

30

38

46

54

63

70

75

2

3

♩ = 100,000000
8

Me - mories con - sume like o - pe - ning the wound

11

I'm pick - ing me a - part a - gain You all as -

14

sume I'm safe here in my room un - less I try to start a - gain

17

I don't want to be the one the bat - tles al - ways choose cause

19

in - side I re - a - lize that I'm the one con - fused I

21

don't know what's worth fight - ing for or why I have to scream I

23

don't know why I'm in - sti - gate and say what I don't mean I

25

don't know how I got this way I know it's not al - right so I'm break - ing the

28

ha - bit I'm brea - king the ha - bit to - night

Chester Bennington

33

Musical notation for measures 33-35, bass clef, showing a melodic line with a key signature of one sharp (F#).

Clutch -ing my cure I tight -ly lock the door I try to catch my

36

Musical notation for measures 36-38, bass clef, showing a melodic line with a key signature of one sharp (F#).

breath a -gain I hurt much more than a - ny -time be -fore

39

Musical notation for measures 39-41, bass clef, showing a melodic line with a key signature of one sharp (F#).

I have no op - tions left a -gain I don't want to be the one the

42

Musical notation for measures 42-43, bass clef, showing a melodic line with a key signature of one sharp (F#).

bat -tles al - ways choose cause in - side I re - a - lize that

44

Musical notation for measures 44-45, bass clef, showing a melodic line with a key signature of one sharp (F#).

I'm the one con -fused. I don't know what's worth fight -ing for or

46

Musical notation for measures 46-47, bass clef, showing a melodic line with a key signature of one sharp (F#).

why I have to scream. I don't know why I'm in - sti - gate and

48

Musical notation for measures 48-49, bass clef, showing a melodic line with a key signature of one sharp (F#).

say what I don't mean I don't know how I got this way I

50

Musical notation for measures 50-51, bass clef, showing a melodic line with a key signature of one sharp (F#).

know it's not al -right so I'm break - ing the ha - bit I'm brea - king the.

54

Musical notation for measures 54-55, bass clef, showing a melodic line with a key signature of one sharp (F#).

ha - bit to -night I'll paint it on the walls cause I'm the one at

58

Musical notation for measures 58-59, bass clef, showing a melodic line with a key signature of one sharp (F#).


fault I'll ne -ver fight a - gain and this is how it ends I

63




don't know what's worth fight - ing for or why I have to scream but

65




now I have some cla - ri - ty to show you what I mean I

67




don't know how I got this way I'll ne - ver be al - right so I'm break - ing the

70



ha - bit I'm brea - king the ha - bit I'm brea - king the

74



ha - bit to - night

Track 9

Linkin Park - breaking the habit

♩ = 100,000,000

54

Chord diagrams for measures 55-60:

- Measure 55: ϕ | \flat | ϕ
- Measure 56: \sharp | ϕ | ϕ
- Measure 57: ϕ | \flat | ϕ
- Measure 58: ϕ | ϕ | ϕ
- Measure 59: ϕ | \flat | ϕ
- Measure 60: \sharp | ϕ | ϕ

61

Chord diagrams for measures 61-70:

- Measure 61: ϕ | \flat | ϕ
- Measure 62: ϕ | \flat | ϕ
- Measure 63: \sharp | ϕ | ϕ
- Measure 64: ϕ | \flat | ϕ
- Measure 65: ϕ | \flat | ϕ
- Measure 66: ϕ | ϕ | ϕ
- Measure 67: ϕ | \flat | ϕ
- Measure 68: ϕ | \flat | ϕ
- Measure 69: ϕ | ϕ | ϕ
- Measure 70: ϕ | \flat | ϕ

68

7

Chord diagrams for measures 71-76:

- Measure 71: ϕ | ϕ | ϕ
- Measure 72: ϕ | \flat | ϕ
- Measure 73: ϕ | ϕ | ϕ
- Measure 74: ϕ | \flat | ϕ
- Measure 75: ϕ | ϕ | ϕ
- Measure 76: ϕ | \flat | ϕ

©2003 Warner Music