

Kiko loureiro - Técnica e Versatilidade

Técnica e Versatilidade

Kiko Loureiro

Vídeo-aula Técnica e Versatilidade

Standard tuning

$\text{♩} = 120$

Exercicio pra mão esquerda

Exercício para mão esquerda

N-Gt

1

f

T
A
B

4 7 5 4 5 7 4 7 5 4 5 7 4 5 7 5 4 7 5 4

Detailed description: This block contains the first exercise. It features a treble clef with a key signature of one sharp (F#) and a 5/4 time signature. The melody starts on the first line (F#4) and consists of 20 eighth notes. The first 10 notes ascend from F#4 to F#5, and the next 10 notes descend from F#5 to F#4. A dynamic marking of *f* is placed below the first few notes. Below the staff is a three-line guitar tab with fret numbers: 4 7 5 4 5 7 4 7 5 4 5 7 4 5 7 5 4 7 5 4.

2

T
A
B

5 9 7 5 7 9 5 9 7 5 7 9 5 7 9 7 5 9 7 5

Detailed description: This block contains the second exercise. It features a treble clef with a key signature of one sharp (F#) and a 5/4 time signature. The melody starts on the second line (F#4) and consists of 20 eighth notes. The first 10 notes ascend from F#4 to F#5, and the next 10 notes descend from F#5 to F#4. Below the staff is a three-line guitar tab with fret numbers: 5 9 7 5 7 9 5 9 7 5 7 9 5 7 9 7 5 9 7 5.

3

T
A
B

7 10 9 7 9 10 7 10 9 7 9 10 7 9 10 9 7 10 9 7

Detailed description: This block contains the third exercise. It features a treble clef with a key signature of one sharp (F#) and a 5/4 time signature. The melody starts on the second space (F#5) and consists of 20 eighth notes. The first 10 notes ascend from F#5 to F#6, and the next 10 notes descend from F#6 to F#5. A flat symbol (b) is placed below the 15th note (F#5). Below the staff is a three-line guitar tab with fret numbers: 7 10 9 7 9 10 7 10 9 7 9 10 7 9 10 9 7 10 9 7.

4

T
A
B

9 12 10 9 10 12 9 12 10 9 10 12 9 10 12 10 9 12 10 9

Detailed description: This block contains the fourth exercise. It features a treble clef with a key signature of one sharp (F#) and a 5/4 time signature. The melody starts on the third space (F#6) and consists of 20 eighth notes. The first 10 notes ascend from F#6 to F#7, and the next 10 notes descend from F#7 to F#6. A flat symbol (b) is placed below the 15th note (F#6). Below the staff is a three-line guitar tab with fret numbers: 9 12 10 9 10 12 9 12 10 9 10 12 9 10 12 10 9 12 10 9.

5

TAB 11-14 12 10-12 14 11-14 12 10-12 14 11-12 14 12-11 14 12 10 14 12 10 12 10-9 12 10-9 10-9-7 10-9

7

TAB 7-10 8-7 9-7-5 9-7-5 8-7-5 7-5-4 7-5-3 7 5-3-3

Exercicio de palhetada

Exercicio pra palhetada

10

TAB x-x-x-x x-x-x-x x-x-x-x x-x-x-x x-x-x-x x-x-x-x x-x-x-x x-x-x-x x-x-x-x x-x-x-x

12

TAB x-x-x-x x-x-x-x x-x-x-x x-x-x-x x-x-x-x x-x-x-x x-x-x-x x-x-x-x

14

TAB x-x-x-x x-x-x-x x-x-x-x x-x-x-x x-x-x-x x-x-x-x x-x-x-x x-x-x-x

16

Fazer agora em Tercinas

Exercicio pra palhetada (2)

17

18

19

Exercicio cromaticos

21

23

T
A
B

24

T
A
B

Exercicio cromatico (2)

25

T
A
B

26

T
A
B

27

T
A
B

28

T
A
B

29

T
A
B

Exercicio cromatico (3)

30

T
A
B

31

T
A
B

32

T
A
B

33

T
A
B

34

T
A
B

35

T
A
B

36

T
A
B

37

T
A
B

38

T
A
B

6-7-8-9 6-7-8-9

3-4-5-6 2-3-4-5 1-2-3-4

Triade Ré Maior

Triades

41

T
A
B

5-5-4-2-3-2-4-5-5 5-9-7-7-7-10-7-7-7-5-9

Triades de Ré menor

43

T
A
B

10-14-12-12-11-10-10-14-10-11-12-12-10-14 5-3-2-3-1-5-3-2-3-5

45

T
A
B

5-8-7-7-6-5-10-6-7-7-8-5 10-13-12-12-10-10-10-13-10-10-12-12-10-13

Triades de Ré diminuta

47

T
A
B

5-3-1-3-1-4-3-1-3-5 5-8-6-7-6-4-10-6-7-6-8-5

49

mf *f*

T
A
B

10 13 11 12 10 13 10 13 12 11 10 13

Triades de Ré Aumentada

50

T
A
B

2 6 5 4 3 3 2 6 3 3 4 5 6 2

51

T
A
B

6 10 9 8 7 7 6 10 7 7 8 9 6 10

52

T
A
B

10 14 13 12 11 11 10 14 11 11 12 13 10 14

Em

C

Progressão Harmônica

54

TAB: 7-10-9-9-8-7-12-7-8-9-9-10

TAB: 8-12-10-10-9-8-8-9-10-10-12

G

D

B

56

TAB: 10-14-12-12-12-10-15-10-12-12-12-14-17-16-14-15-11-12-11-13-14-14

C

Triádes com salto de Corda

59

TAB: 10-7-8-7-10-5-9-5-12-9-10-9-12-8-12-8-12-9-10-9-5-9-5-10-7-8-7-8

Em

62

TAB: 14-10-12-9-12-9-16-12-14-12-16-16-12-14-12-14-10-12-10-12

C

Tríades com repetição de nota

65

T
A
B

8 7-10 5-10 5-10 5-9 5-12-9 9-12 8 13-8 12-8 13 8 13-8 12 8 12-9 9-5-9

Em

67

T
A
B

5 10 5 10-5 10 5 10-7 8 7 8 12 10-14 9-14 9 14 9-12 9-16-12 12 12-16 12

69

T
A
B

17-12 15-12 17 12 17-12 12 16 12 16-12 14 12-9-12 9 14 9 14 9 14 9 14-10 12 10 12

♩ = 240

Tríades em 2 cordas

72

T
A
B

15-12 12 15-12 12 15-12 12 15-12 12 19-12 12 17-12 12 15-12 12 17-12 12

74

T
A
B

14-11 12 14-11 12 14-11 12 14-11 12 15-11 12 14-11 12 12-11 12 14-11 12

76

T
A
B

78

T
A
B

80

T
A
B

82

T
A
B

♩ = 170 ♩ = 150

84

T
A
B

C

Triades com Tapping

87

T
A
B

C

8va.....

89

T
A
B

.....

90

T
A
B

♩ = 170

Tríades da música Speed

92

9 5 7 5 9 5 6 5 9 5 9 5 | 7 4 6 4 7 5 6 5 7 5 7 4

T
A
B

94

6 3 5 3 6 3 5 3 6 3 6 5 | 7 3 5 3 7 3 5 3 7 3

T
A
B

96

9 6 7 6 9 5 6 5 5 9 9 6 | 9 5 7 5 9 5 6 5 9 5 9 5

T
A
B

98

8 7 10 8 7 10 8 7 10 8 7 10 | 13 12 10 13 12 9 10 9 7 10 9 8 8 7 5 7

T
A
B

100

T
A
B

102

T
A
B

104

T
A
B

106

T
A
B

107

T
A
B

Chôro

110

T
A
B

8 9 8 7 8 9 8 6 7 5 9 5 9 7 7

111

T
A
B

6 9 7 10 9 8 12 8 11 9 8 9 10 8 7 8

112

T
A
B

13 12 11 12 15 14 13 12 11 12 9 11 12 9 10 11

113

T
A
B

11 9 11 8 9 8 7 10 8 9 9 10 9 7 6 9 7 13 12 10 13 12 10 9

115

T
A
B

(9) 10 12 9 15 14 13 12 14 14 14 12 14 15

116

T
A
B

11 12 12 10 11 12 11 9 12 11 10 15 14 13

117

T
A
B

14 12 12 10 12 10 11 12 15 15 15 14

118

T
A
B

16 16 14 16 18 15 14 15 18 16 14 16 17 16 14 17 19

Tríades da Música Live and Learn

119

T
A
B

14 17 14 18 14 18 16 14 11 14 11 16 12 16 14 12

1. 121

T
A
B

13 16 14 17 16 14 17 15 18 17 15 18 16 19 18 16

8va ate o final do proximo compasso

2.

122

T
A
B

123

T
A
B

124

T
A
B

125

T
A
B

126

T
A
B

18 17 18 17 18

D Oitavando

Tríades da música Judgement Of day

128

T
A
B

17 14 15 14 11 14 11 14 12 14 19 11 14 19 10 14

T T

E

.....

F

129

T
A
B

16 12 16 13 14 13 9 13 9 9 14 14 11 12 11 14 13 15 17 14 15 14 17 15 14 15 17

Cm7

Harmônia em Bloco

131

T
A
B

1 3 4 1 3 4 6 8 10 11 13
3 3 3 3 3 3 3 8 8 11 11
1 1 1 1 1 1 1 8 8 12 12
3 3 3 3 3 3 3 8 8 10 10


rasg. rasg.

os 2 riffs principais da musica Unholy Wars

$\text{♩} = 100$

Levadas da música Unholy Wars


136



T
A
B

0 9-11 9 9-X X 9-11-9 7 9 9 9-X X 11-13 11-9 11-9 7 9 7 9

138




T
A
B

0 9 11 9 9 X X 9 11 9 7 9 7 9

$\text{♩} = 150$


139



T
A
B

0 9-11 9 9-X X 9 7 7 7 9 9 9 10 0-0-0-0 7 9 0-0-0-0 9 10 0-0


142



T
A
B

0 0 10 12 0 0 0 0 10 12 0 0 9 10 0 0 10 9 10 7 5

145



T
A
B

9 10 0 0 0 0 7 9 0 0 0 0 9 10 0 0 10 12 0 0 0 0 10 12 0 0 9 10 0 0

147

T
A
B

5 7 8 5 7 6 7 9 6 7 7 9 10 7

148

T
A
B

9 10 7 9 10 7 9 10 7 9 11 7 8 11 7

Vovó Selma

150

T
A
B

7 5 5 5 0 7 5 5 5 0 5 0 3 3 0 5 3 3 3 0
7 7 5 7 5 7 7 5 7 5 0 5 0 4 4 0 5 4 4 4 0

152

T
A
B

8 7 8 6 7 6 5 6 4 5 4
8 6 6 5 6 4 4 5 4

Hunters and Prey

153

T
A
B

2 3 2 1 2 7 5 7 5 6 6 6 7 5 7 5 0 3 5 5
2 2 2 7 5 5 6 6 0 0 0 0 0 4 0 0

156

T
A
B

3 0 0 3 3 7 5 8 7 0 5 5
4 0 0 2 2 0 2 3 9 7 0 5 5
0 0 2 3 2 0 3 4 0 0 0 0 0 0

158

T 3-0 0-3 3

A 4-0 0-2 2

B 0 0 0-2-3 2-0 3-4