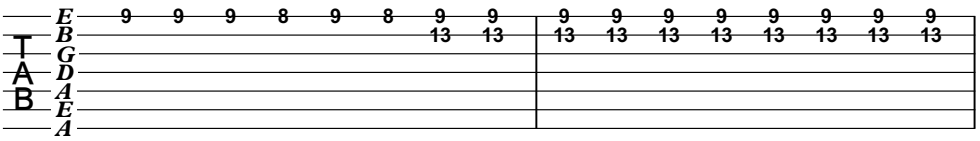


Slipknot - Eyeless


♩ = 215,000595

TabIt MIDI - Track 1




Tablature for Track 1 (Guitar). The staff shows fret numbers for strings E, B, G, D, A, and E. The sequence of frets is: 9 9 9 8 9 8 9 9 | 9 9 9 9 9 9 9 9. The B string has a 13-fret barre indicated by '13' above the fret number.

TabIt MIDI - Track 1




Tablature for Track 1 (Guitar). The staff shows fret numbers for strings T, A, and B. The sequence of frets is: 9 9 9 8 9 8 9 9 | 9 9 9 9 9 9 9 9. The B string has a 13-fret barre indicated by '13' above the fret number.


TabIt MIDI - Track 3




TabIt MIDI - Track 5




TabIt MIDI - Track 1




TabIt MIDI - Track 2




TabIt MIDI - Track 7



TabIt MIDI - Track 4




TabIt MIDI - Track 6



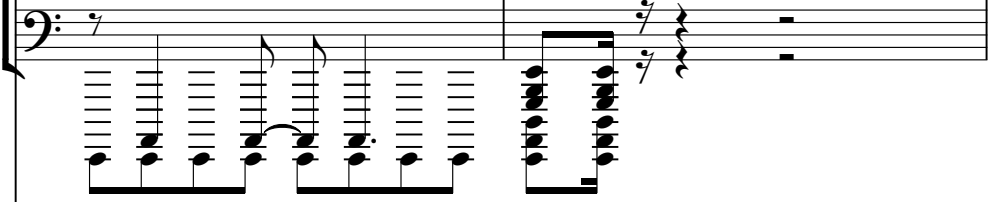
Tracks 3, 5, 4, and 6 contain musical notation. Track 3 is a treble clef staff with a 5-measure rest and notes. Track 5 is a bass clef staff with a 7-measure rest and notes. Track 4 is a bass clef staff with notes and a 7-measure rest. Track 6 is a treble clef staff with a 5-measure rest and notes. Tracks 1, 2, and 7 are guitar tabs with fret numbers and string indicators (T, A, B).

7

TabIt MIDI - Track 3




TabIt MIDI - Track 5



TabIt MIDI - Track 1

T
A
B


9 9 9 8 9 8 9 9 13 13 9 9 13 13 9 9 13 13 9 9 13 13



TabIt MIDI - Track 2

T
A
B

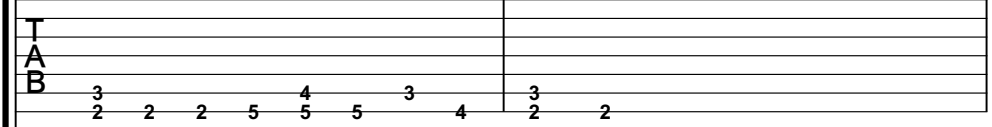
2 2 2 5 4 5 3 4 2 2




TabIt MIDI - Track 7

T
A
B


3 2 2 5 4 5 3 4 3 2



TabIt MIDI - Track 4




TabIt MIDI - Track 6




9

TabIt MIDI - Track 3




TabIt MIDI - Track 5



TabIt MIDI - Track 1

T
A
B


9 9 9 8 9 8 9 9
13 13



TabIt MIDI - Track 2

T
A
B

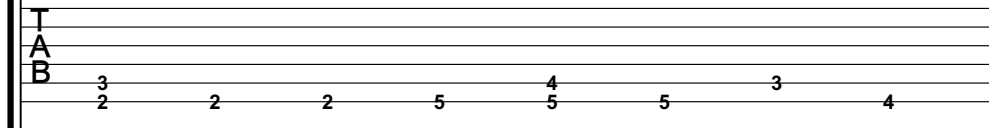
2 2 2 5 4 5 3 4




TabIt MIDI - Track 7

T
A
B

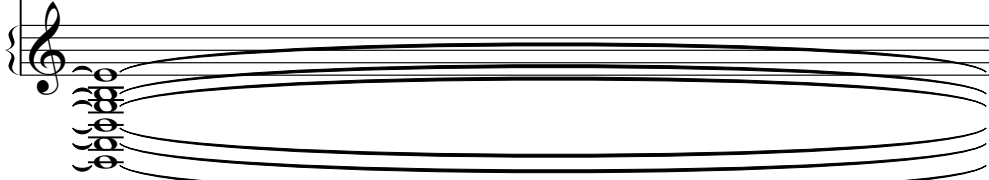
3 2 2 5 4 5 3 4



TabIt MIDI - Track 4




TabIt MIDI - Track 6




10

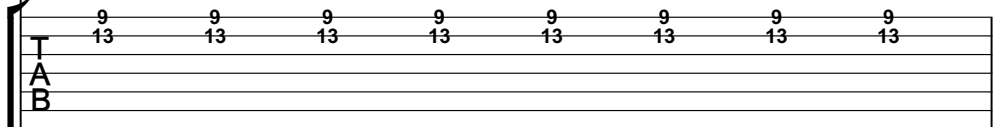
TabIt MIDI - Track 3



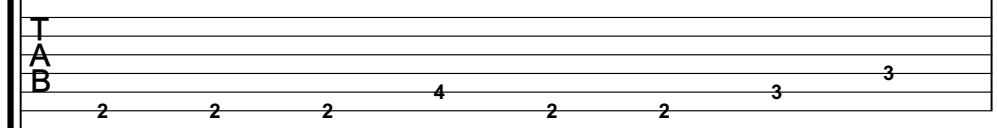
TabIt MIDI - Track 5



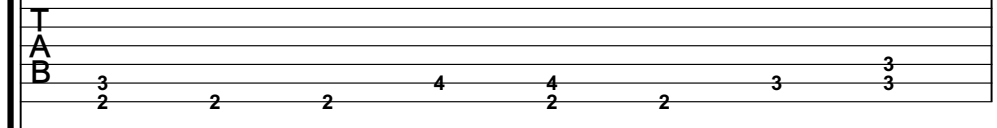
TabIt MIDI - Track 1




TabIt MIDI - Track 2



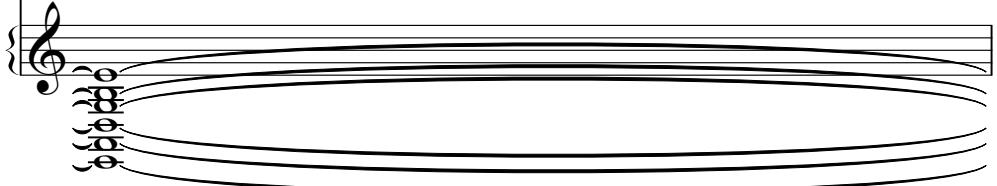
TabIt MIDI - Track 7



TabIt MIDI - Track 4



TabIt MIDI - Track 6



11

TabIt MIDI - Track 3

TabIt MIDI - Track 5

TabIt MIDI - Track 1

T
A
B

9 9 9 8 9 8 9 9
13 13

TabIt MIDI - Track 2

T
A
B

2 2 2 5 4 5 3 4

TabIt MIDI - Track 7

T
A
B


3 3 3 2 2 2 5 3 3 3 3 4
2 2 2 5 5 5 3 4

TabIt MIDI - Track 4


TabIt MIDI - Track 6

12

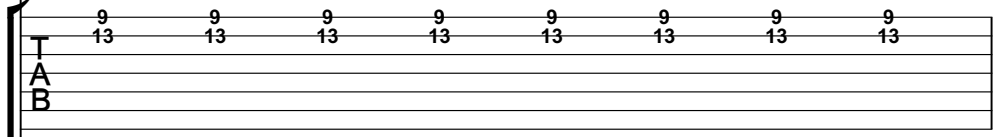
TabIt MIDI - Track 3



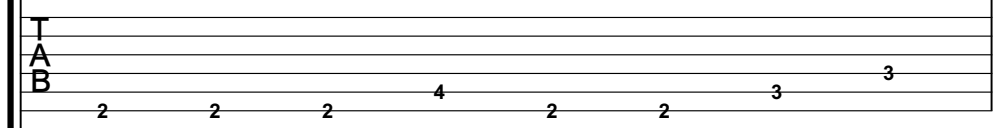
TabIt MIDI - Track 5




TabIt MIDI - Track 1




TabIt MIDI - Track 2




TabIt MIDI - Track 7



TabIt MIDI - Track 4



TabIt MIDI - Track 6



13

TabIt MIDI - Track 3

TabIt MIDI - Track 5

TabIt MIDI - Track 1

T
A
B

9 9 9 8 9 8 9 9
13 13

TabIt MIDI - Track 2

T
A
B

2 2 2 5 4 5 3 4

TabIt MIDI - Track 7

T
A
B

3 3 3 2 2 2 5 4 5 5 3 3 4

2 2 2 5 5 5 3 4

TabIt MIDI - Track 4

TabIt MIDI - Track 6

14

TabIt MIDI - Track 3

TabIt MIDI - Track 5

TabIt MIDI - Track 1

TabIt MIDI - Track 2


TabIt MIDI - Track 7

TabIt MIDI - Track 4


TabIt MIDI - Track 6

15


TabIt MIDI - Track 3




TabIt MIDI - Track 5




TabIt MIDI - Track 1




TabIt MIDI - Track 2



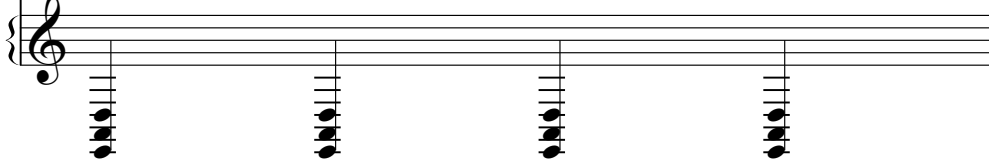
TabIt MIDI - Track 7



TabIt MIDI - Track 4




TabIt MIDI - Track 6




16


TabIt MIDI - Track 3



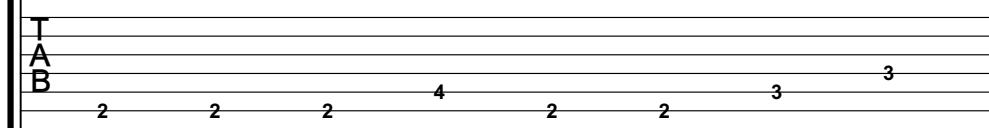
TabIt MIDI - Track 5




TabIt MIDI - Track 1




TabIt MIDI - Track 2



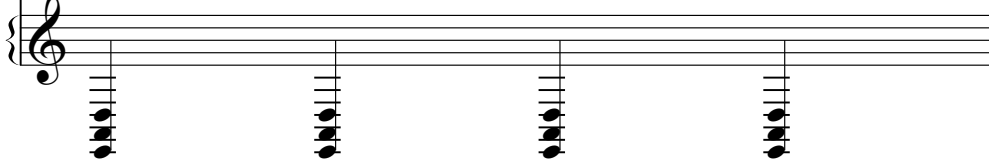
TabIt MIDI - Track 7



TabIt MIDI - Track 4




TabIt MIDI - Track 6




17


TabIt MIDI - Track 3




TabIt MIDI - Track 5




TabIt MIDI - Track 1




TabIt MIDI - Track 2



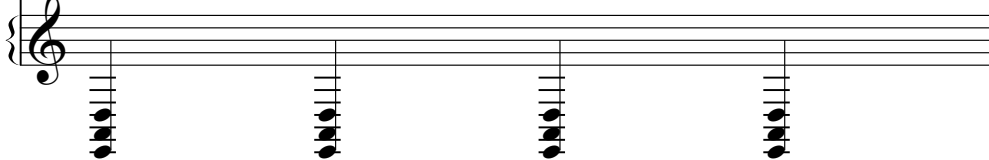
TabIt MIDI - Track 7



TabIt MIDI - Track 4



TabIt MIDI - Track 6



18

TabIt MIDI - Track 3

TabIt MIDI - Track 5

TabIt MIDI - Track 1

TabIt MIDI - Track 2


TabIt MIDI - Track 7

TabIt MIDI - Track 4


TabIt MIDI - Track 6

19


TabIt MIDI - Track 3




TabIt MIDI - Track 5




TabIt MIDI - Track 1




TabIt MIDI - Track 2



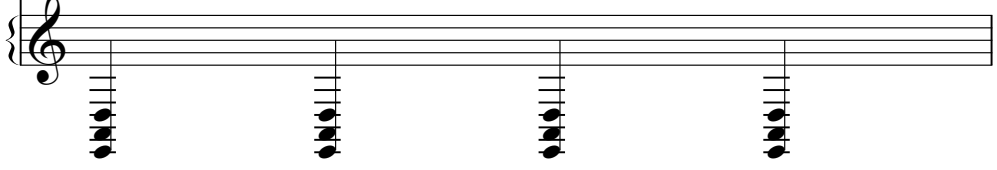
TabIt MIDI - Track 7



TabIt MIDI - Track 4




TabIt MIDI - Track 6

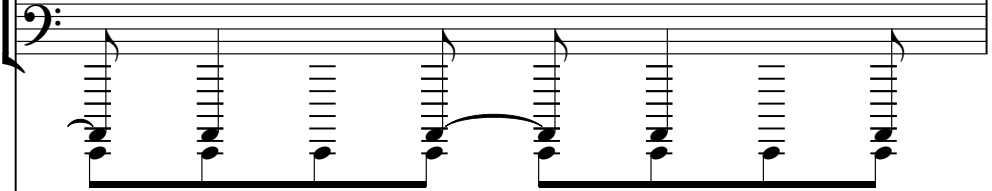


20


TabIt MIDI - Track 3



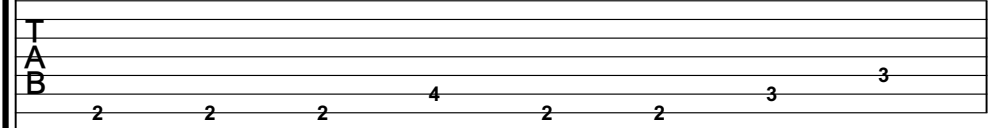
TabIt MIDI - Track 5




TabIt MIDI - Track 1




TabIt MIDI - Track 2




TabIt MIDI - Track 7



TabIt MIDI - Track 4



TabIt MIDI - Track 6



21

TabIt MIDI - Track 3

Musical notation for TabIt MIDI - Track 3, showing a guitar staff with notes and rests.

TabIt MIDI - Track 5

Musical notation for TabIt MIDI - Track 5, showing a bass staff with notes and rests.

TabIt MIDI - Track 1

T							
A							
B				0		4	0
	2	2	2	2	5	2	4
						4	5

TabIt MIDI - Track 2

T							
A							
B				0		4	0
	2	2	2	2	5	2	4
						4	5

TabIt MIDI - Track 7

T							
A							
B					3		3
	3				5		5
	2	2	2	2	5	2	4
							5

TabIt MIDI - Track 4


Musical notation for TabIt MIDI - Track 4, showing a bass staff with notes and rests.

TabIt MIDI - Track 6

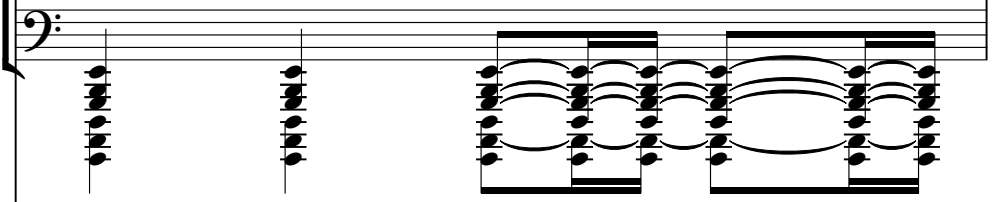
Musical notation for TabIt MIDI - Track 6, showing a treble staff with notes and rests.

22

TabIt MIDI - Track 3



TabIt MIDI - Track 5



TabIt MIDI - Track 1

T								
A			2	3			3	0
B	2	2	0	1	2	2	1	3


TabIt MIDI - Track 2

T								
A			2	3			3	0
B	2	2	0	1	2	2	1	3


TabIt MIDI - Track 7

T								
A	3		2	3	3		3	0
B	5	2	0	1	2	2	1	3

TabIt MIDI - Track 4



TabIt MIDI - Track 6



23

TabIt MIDI - Track 3

Musical staff for TabIt MIDI - Track 3. It features a guitar melody with slurs and accents over a series of notes.

TabIt MIDI - Track 5

Musical staff for TabIt MIDI - Track 5. It shows a bass line with vertical stems and dots, likely representing a bass guitar accompaniment.

TabIt MIDI - Track 1

Guitar tablature for TabIt MIDI - Track 1. The strings are labeled T, A, B from top to bottom. The fret numbers are: 2, 2, 2, 2, 5, 2, 4, 5.

TabIt MIDI - Track 2

Guitar tablature for TabIt MIDI - Track 2. The strings are labeled T, A, B from top to bottom. The fret numbers are: 2, 2, 2, 2, 5, 2, 4, 5.

TabIt MIDI - Track 7

Guitar tablature for TabIt MIDI - Track 7. The strings are labeled T, A, B from top to bottom. The fret numbers are: 0, 2, 2, 2, 2, 5, 2, 4, 5.

TabIt MIDI - Track 4


Musical staff for TabIt MIDI - Track 4. It shows a bass line with notes and a sharp sign, likely representing a bass guitar accompaniment.

TabIt MIDI - Track 6

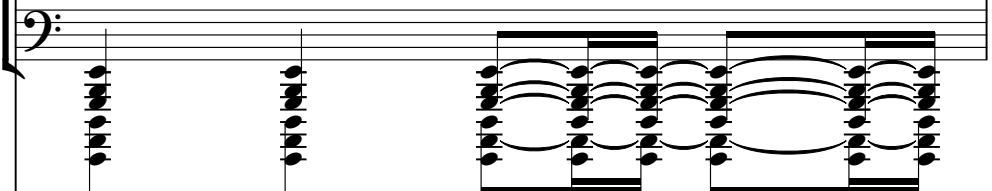
Musical staff for TabIt MIDI - Track 6. It features a treble clef staff with notes and stems, likely representing a piano accompaniment.

24

TabIt MIDI - Track 3



TabIt MIDI - Track 5



TabIt MIDI - Track 1

T								
A			2	3		3	0	
B	2	2	0	1	2	2	1	3


TabIt MIDI - Track 2

T								
A			2	3		3	0	
B	2	2	0	1	2	2	1	3


TabIt MIDI - Track 7

T								
A	0		2	3	3		3	0
B	2	2	0	1	2	2	1	3

TabIt MIDI - Track 4

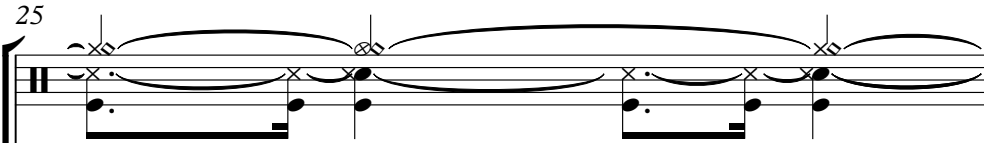


TabIt MIDI - Track 6




25

TabIt MIDI - Track 3



TabIt MIDI - Track 5



TabIt MIDI - Track 1

T								
A				0		4		0
B	2	2	2	2	5	2	4	5


TabIt MIDI - Track 2

T								
A				0		4		0
B	2	2	2	2	5	2	4	5


TabIt MIDI - Track 7

T								
A	0			0		4		0
B	2	2	2	2	5	2	4	5

TabIt MIDI - Track 4




TabIt MIDI - Track 6

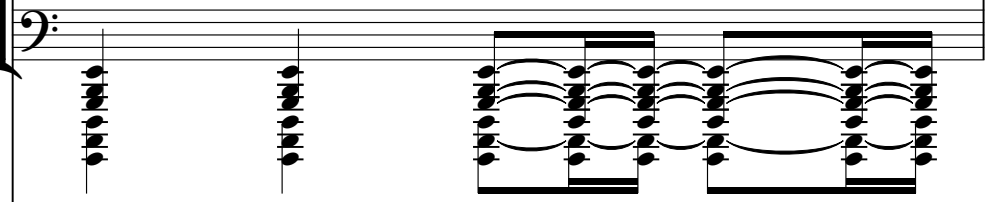


26

TabIt MIDI - Track 3



TabIt MIDI - Track 5



TabIt MIDI - Track 1

T								
A			2	3			3	0
B	2	2	0	1	2	2	1	3


TabIt MIDI - Track 2

T								
A			2	3			3	0
B	2	2	0	1	2	2	1	3


TabIt MIDI - Track 7

T								
A	0		2	3	3		3	0
B	2	2	0	1	2	2	1	3

TabIt MIDI - Track 4

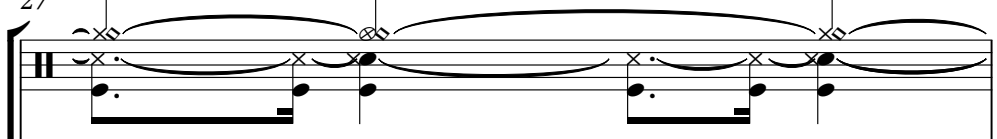


TabIt MIDI - Track 6




27

TabIt MIDI - Track 3



TabIt MIDI - Track 5



TabIt MIDI - Track 1

T								
A				0		4		0
B	2	2	2	2	5	2	4	5


TabIt MIDI - Track 2

T								
A				0		4		0
B	2	2	2	2	5	2	4	5


TabIt MIDI - Track 7

T								
A	0			0		4		0
B	2	2	2	2	5	2	4	5

TabIt MIDI - Track 4




TabIt MIDI - Track 6

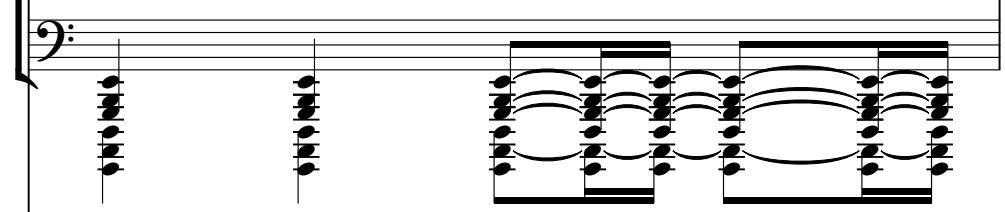


28

TabIt MIDI - Track 3



TabIt MIDI - Track 5



TabIt MIDI - Track 1

T								
A			2	3		3	0	
B	2	2	0	1	2	2	1	3


TabIt MIDI - Track 2

T								
A			2	3		3	0	
B	2	2	0	1	2	2	1	3


TabIt MIDI - Track 7

T								
A	0		2	3	3		3	0
B	2	2	0	1	2	2	1	3

TabIt MIDI - Track 4



TabIt MIDI - Track 6



29

TabIt MIDI - Track 3

TabIt MIDI - Track 5

TabIt MIDI - Track 1

TabIt MIDI - Track 2

TabIt MIDI - Track 7

TabIt MIDI - Track 4

TabIt MIDI - Track 6

30


TabIt MIDI - Track 3

TabIt MIDI - Track 5

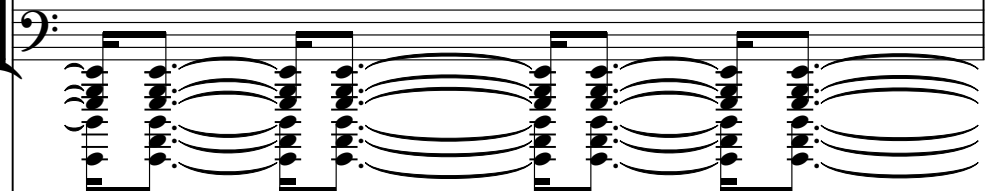
TabIt MIDI - Track 6

31

TabIt MIDI - Track 3



TabIt MIDI - Track 5



TabIt MIDI - Track 1

T												
A												
B							0			4		0
	2	2	2	2	2	2	5	2	2	4		5


TabIt MIDI - Track 2

T												
A												
B							0				0	
	2	2	2	2	2	2	5	2	2	4		5

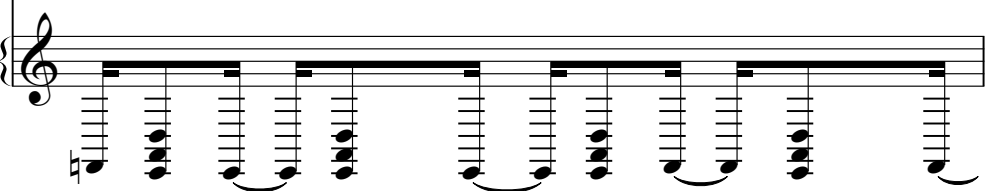
TabIt MIDI - Track 7

T												
A												
B							0		0		0	
	2	2	2	2	2	2	5	2	2	4		5

TabIt MIDI - Track 4




TabIt MIDI - Track 6




32


TabIt MIDI - Track 3




TabIt MIDI - Track 5




TabIt MIDI - Track 1




TabIt MIDI - Track 2




TabIt MIDI - Track 7



TabIt MIDI - Track 4

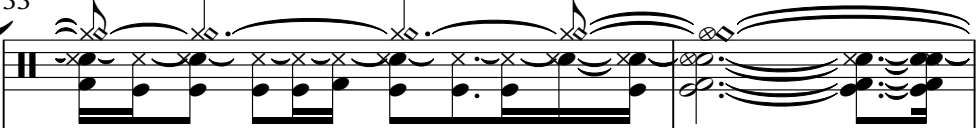


TabIt MIDI - Track 6




33

TabIt MIDI - Track 3



TabIt MIDI - Track 5



TabIt MIDI - Track 1

T								
A				0				0
B	2	2	2	2	5	2	4	5


TabIt MIDI - Track 2

T								
A				0				0
B	2	2	2	2	5	2	4	5


TabIt MIDI - Track 7

T								
A				0				0
B	2	2	2	2	5	2	4	5

TabIt MIDI - Track 4




TabIt MIDI - Track 6

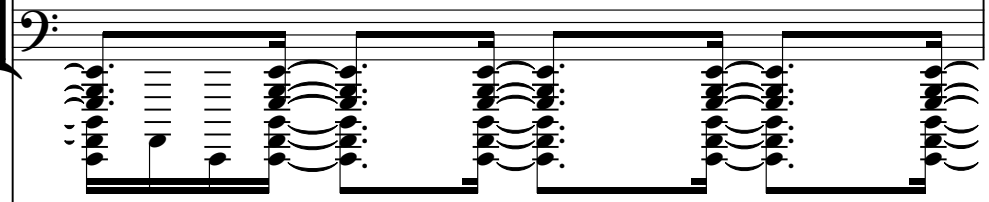


35

TabIt MIDI - Track 3



TabIt MIDI - Track 5



TabIt MIDI - Track 1

T									
A							0	0	
B							5	5	2 4

2 2 2 2 2 2 5 5 2 4

TabIt MIDI - Track 2

T									
A							0	0	
B							5	5	2 4


2 2 2 2 2 2 5 5 2 4

TabIt MIDI - Track 7


T									
A							0	0	
B							5	5	2 4

2 2 2 2 2 2 5 5 2 4

TabIt MIDI - Track 4




TabIt MIDI - Track 6




36

TabIt MIDI - Track 3



TabIt MIDI - Track 5



TabIt MIDI - Track 1

T										
A		0							0	
B	4	5				2	2	2	2	5 2


TabIt MIDI - Track 2

T										
A		0							0	
B	4	5				2	2	2	2	5 2


TabIt MIDI - Track 7

T										
A		0							0	
B	4	5				2	2	2	2	5 2

TabIt MIDI - Track 4

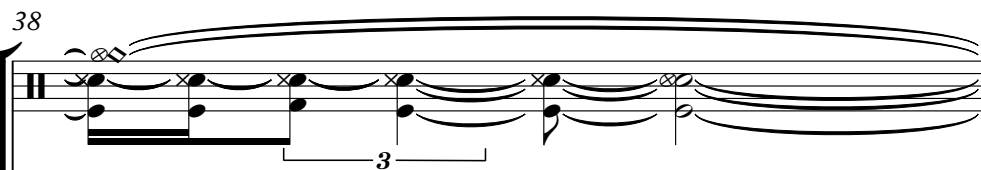


TabIt MIDI - Track 6




38

TabIt MIDI - Track 3



TabIt MIDI - Track 5



TabIt MIDI - Track 1

T		
A		0
B	4	5
	4	


TabIt MIDI - Track 2

T		
A		0
B	4	5
	4	


TabIt MIDI - Track 7

T		
A		0
B	4	5
	4	

TabIt MIDI - Track 4




TabIt MIDI - Track 6

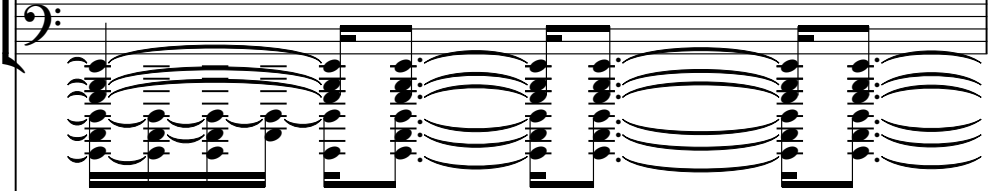


39


TabIt MIDI - Track 3



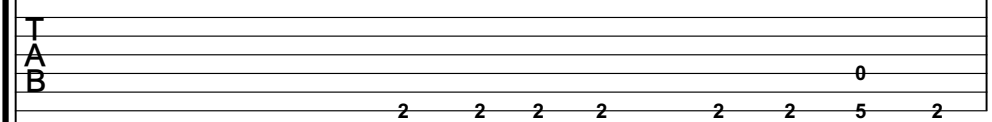
TabIt MIDI - Track 5



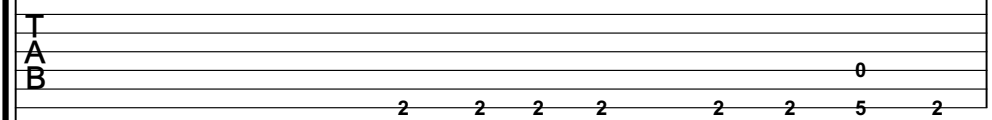
TabIt MIDI - Track 1




TabIt MIDI - Track 2



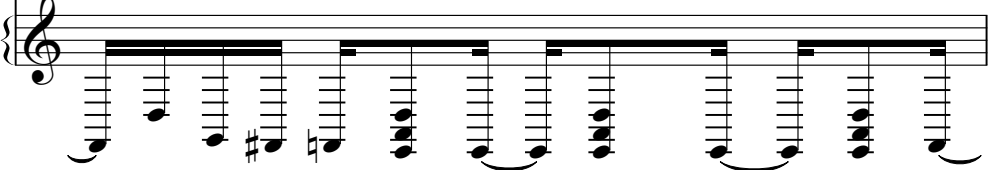
TabIt MIDI - Track 7



TabIt MIDI - Track 4



TabIt MIDI - Track 6



40

TabIt MIDI - Track 3

TabIt MIDI - Track 5

TabIt MIDI - Track 1

T				
A			0	0
B	2	4	5	5

TabIt MIDI - Track 2

T				
A			0	0
B	2	4	5	5

TabIt MIDI - Track 7


T				
A	0		0	0
B	2	4	5	5

TabIt MIDI - Track 4


TabIt MIDI - Track 6

41


TabIt MIDI - Track 3



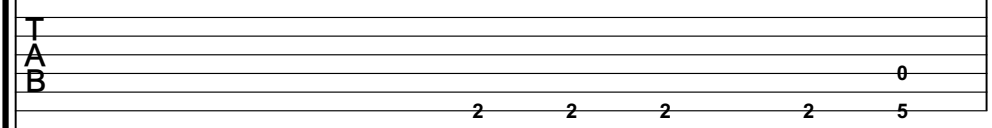
TabIt MIDI - Track 5




TabIt MIDI - Track 1




TabIt MIDI - Track 2




TabIt MIDI - Track 7



TabIt MIDI - Track 4



TabIt MIDI - Track 6



42

TabIt MIDI - Track 3

TabIt MIDI - Track 5

TabIt MIDI - Track 1

T			
A			0
B	2	4	5

TabIt MIDI - Track 2

T			
A			0
B	2	4	5

TabIt MIDI - Track 7


T			
A	0		0
B	2	4	5

TabIt MIDI - Track 4

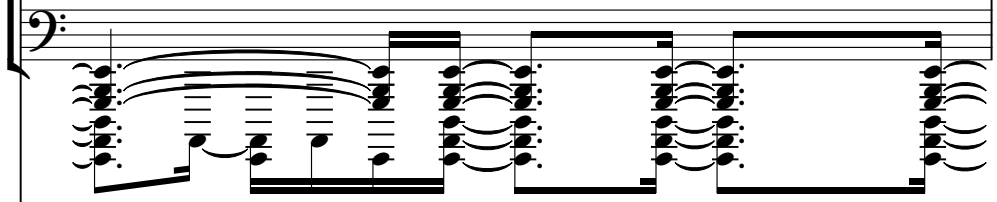
TabIt MIDI - Track 6

43

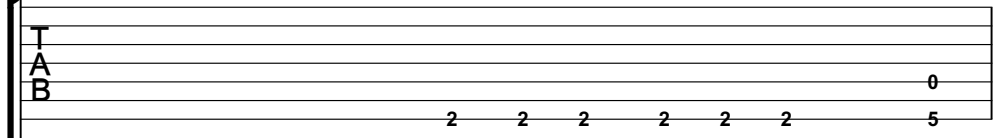
TabIt MIDI - Track 3



TabIt MIDI - Track 5




TabIt MIDI - Track 1




T							
A							0
B		2	2	2	2	2	5

TabIt MIDI - Track 2




T							
A							0
B		2	2	2	2	2	5

TabIt MIDI - Track 7




T							
A							0
B		2	2	2	2	2	5

TabIt MIDI - Track 4




TabIt MIDI - Track 6




44

TabIt MIDI - Track 3



TabIt MIDI - Track 5



TabIt MIDI - Track 1

T					
A	0		4	4	0
B	5	2	4	4	5

TabIt MIDI - Track 2

T					
A	0		4	4	0
B	5	2	4	4	5

TabIt MIDI - Track 7

T					
A	0	0	4	4	0
B	5	2	4	4	5

TabIt MIDI - Track 4



TabIt MIDI - Track 6



45

TabIt MIDI - Track 3

TabIt MIDI - Track 5

TabIt MIDI - Track 1

TabIt MIDI - Track 2

TabIt MIDI - Track 7

TabIt MIDI - Track 4

TabIt MIDI - Track 6

The image shows a multi-track musical score for guitar. It consists of seven MIDI tracks labeled 'TabIt MIDI - Track 1' through 'Track 7'.
- Track 1, 2, and 7 are guitar tabs. Each has a top staff with letters 'T', 'A', and 'B' and a bottom staff with fret numbers '2', '2', '2', '2'.
- Track 3 is MIDI notation in treble clef, starting with a measure number '45'. It features a melodic line with a long slur.
- Track 4 is MIDI notation in bass clef, showing a sequence of notes.
- Track 5 is MIDI notation in bass clef, featuring a complex melodic line with many notes and slurs.
- Track 6 is MIDI notation in treble clef, showing a sequence of notes.
- Track 7 is a guitar tab with fret numbers '2', '2', '2', '2'.

46

TabIt MIDI - Track 3

Musical notation for TabIt MIDI - Track 3, showing a guitar staff with notes and a treble clef. The notation includes a series of eighth notes and quarter notes, with some notes beamed together. There are also some notes with 'x' marks above them, indicating muted notes.

TabIt MIDI - Track 5

Musical notation for TabIt MIDI - Track 5, showing a guitar staff with notes and a bass clef. The notation includes a series of eighth notes and quarter notes, with some notes beamed together. There are also some notes with 'x' marks above them, indicating muted notes.

TabIt MIDI - Track 1

Guitar tablature for TabIt MIDI - Track 1, showing fret numbers on strings A and B. The notation is as follows:

T								
A	0			0				
B	5	2	4	5	2	2	2	2

TabIt MIDI - Track 2

Guitar tablature for TabIt MIDI - Track 2, showing fret numbers on strings A and B. The notation is as follows:

T								
A	0			0				
B	5	2	4	5	2	2	2	2

TabIt MIDI - Track 7

Guitar tablature for TabIt MIDI - Track 7, showing fret numbers on strings A and B. The notation is as follows:

T								
A	0			0	0			
B	5	2	4	5	2	2	2	2

TabIt MIDI - Track 4


Musical notation for TabIt MIDI - Track 4, showing a guitar staff with notes and a bass clef. The notation includes a series of eighth notes and quarter notes, with some notes beamed together. There are also some notes with 'x' marks above them, indicating muted notes.

TabIt MIDI - Track 6

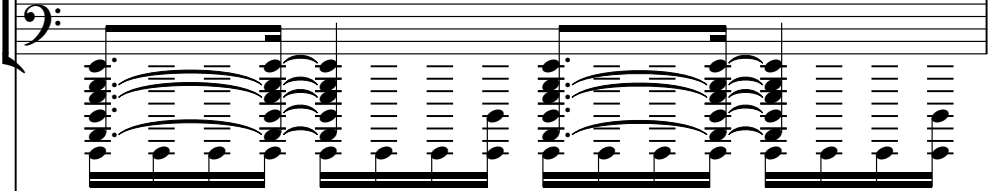
Musical notation for TabIt MIDI - Track 6, showing a guitar staff with notes and a treble clef. The notation includes a series of eighth notes and quarter notes, with some notes beamed together. There are also some notes with 'x' marks above them, indicating muted notes.

47

TabIt MIDI - Track 3



TabIt MIDI - Track 5



TabIt MIDI - Track 1

T								
A	0		4	0				
B	5	2	4	5	2	2	2	2


TabIt MIDI - Track 2

T								
A	0		4	0				
B	5	2	4	5	2	2	2	2

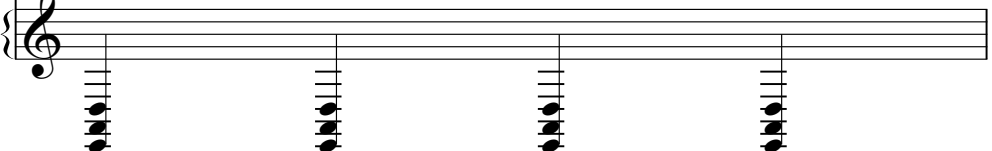
TabIt MIDI - Track 7

T								
A	0		4	0	0			
B	5	2	4	5	2	2	2	2

TabIt MIDI - Track 4



TabIt MIDI - Track 6



48

TabIt MIDI - Track 3

Musical notation for TabIt MIDI - Track 3, showing a guitar staff with notes and a capo symbol.

TabIt MIDI - Track 5

Musical notation for TabIt MIDI - Track 5, showing a bass staff with notes and a capo symbol.

TabIt MIDI - Track 1

T								
A	0		4	0				
B	5	2	4	5	2	2	2	2

TabIt MIDI - Track 2

T								
A	0		4	0				
B	5	2	4	5	2	2	2	2

TabIt MIDI - Track 7

T								
A	0		4	0	0			
B	5	2	4	5	2	2	2	2

TabIt MIDI - Track 4

Musical notation for TabIt MIDI - Track 4, showing a bass staff with notes.

TabIt MIDI - Track 6

Musical notation for TabIt MIDI - Track 6, showing a treble staff with notes.

49

TabIt MIDI - Track 3

Musical notation for TabIt MIDI - Track 3, showing a guitar staff with notes and a treble clef. The notation includes a series of notes with stems and beams, and a large slur over the final notes.

TabIt MIDI - Track 5

Musical notation for TabIt MIDI - Track 5, showing a guitar staff with notes and a bass clef. The notation includes a series of notes with stems and beams, and a large slur over the final notes.

TabIt MIDI - Track 1

Guitar tablature for TabIt MIDI - Track 1, showing fret numbers on strings A and B. The notation is as follows:

T								
A	0		4	0				
B	5	2	4	5	2	2	2	2

TabIt MIDI - Track 2

Guitar tablature for TabIt MIDI - Track 2, showing fret numbers on strings A and B. The notation is as follows:

T								
A	0		4	0				
B	5	2	4	5	2	2	2	2

TabIt MIDI - Track 7

Guitar tablature for TabIt MIDI - Track 7, showing fret numbers on strings A and B. The notation is as follows:

T								
A	0		4	0	0			
B	5	2	4	5	2	2	2	2

TabIt MIDI - Track 4


Musical notation for TabIt MIDI - Track 4, showing a guitar staff with notes and a bass clef. The notation includes a series of notes with stems and beams, and a sharp sign (#) above one of the notes.

TabIt MIDI - Track 6


Musical notation for TabIt MIDI - Track 6, showing a guitar staff with notes and a treble clef. The notation includes a series of notes with stems and beams, and a sharp sign (#) above one of the notes.

50

TabIt MIDI - Track 3



TabIt MIDI - Track 5



TabIt MIDI - Track 1

T								
A	0		4	0				
B	5	2	4	5	2	2	2	2


TabIt MIDI - Track 2

T								
A	0		4	0				
B	5	2	4	5	2	2	2	2

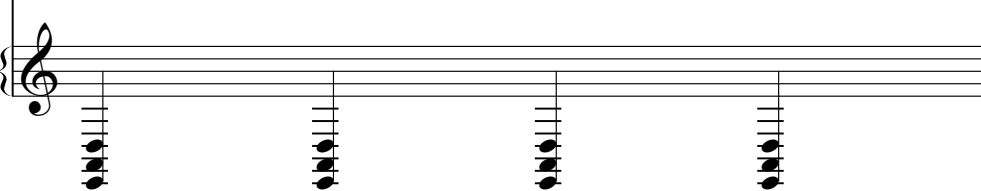
TabIt MIDI - Track 7

T								
A	0		4	0	0			
B	5	2	4	5	2	2	2	2

TabIt MIDI - Track 4



TabIt MIDI - Track 6



51

TabIt MIDI - Track 3

TabIt MIDI - Track 5

TabIt MIDI - Track 1

TabIt MIDI - Track 2

TabIt MIDI - Track 7

TabIt MIDI - Track 4

TabIt MIDI - Track 6

53

TabIt MIDI - Track 3

TabIt MIDI - Track 5

TabIt MIDI - Track 1

TabIt MIDI - Track 2

TabIt MIDI - Track 4

TabIt MIDI - Track 6

55

TabIt MIDI - Track 3

TabIt MIDI - Track 5

TabIt MIDI - Track 1

TabIt MIDI - Track 2

TabIt MIDI - Track 4

TabIt MIDI - Track 6

56

TabIt MIDI - Track 3

TabIt MIDI - Track 5

TabIt MIDI - Track 1

TabIt MIDI - Track 2

TabIt MIDI - Track 4

TabIt MIDI - Track 6

57

TabIt MIDI - Track 3

TabIt MIDI - Track 5

TabIt MIDI - Track 1

TabIt MIDI - Track 2

TabIt MIDI - Track 4

TabIt MIDI - Track 6

58

TabIt MIDI - Track 3

TabIt MIDI - Track 5

TabIt MIDI - Track 1

TabIt MIDI - Track 2

TabIt MIDI - Track 4

TabIt MIDI - Track 6

59

TabIt MIDI - Track 3

TabIt MIDI - Track 5

TabIt MIDI - Track 1

TabIt MIDI - Track 2

TabIt MIDI - Track 4

TabIt MIDI - Track 6

60

TabIt MIDI - Track 3

TabIt MIDI - Track 5

TabIt MIDI - Track 1

TabIt MIDI - Track 2

TabIt MIDI - Track 4

TabIt MIDI - Track 6

61

TabIt MIDI - Track 3

TabIt MIDI - Track 5

TabIt MIDI - Track 1

TabIt MIDI - Track 2

TabIt MIDI - Track 4

TabIt MIDI - Track 6

Detailed description: This block contains the musical notation for measures 61 and 62, tracks 1 through 6. Track 3 (top) is a guitar track with a treble clef, showing a melodic line with various articulations. Track 5 is a bass guitar track with a bass clef, showing a rhythmic accompaniment with sustained notes. Tracks 1 and 2 are guitar tablature tracks, with 'A' and 'B' systems for each. Track 1 has fret numbers: 5, 2, 2, 2, 3, 3, 2, 2. Track 2 has fret numbers: 5, 2, 2, 3, 2, 2, 2, 3. Track 4 is a bass guitar track with a bass clef, showing a simple bass line. Track 6 is a piano track with a treble clef, showing a complex accompaniment with many notes.

62

TabIt MIDI - Track 3

TabIt MIDI - Track 5

TabIt MIDI - Track 1

TabIt MIDI - Track 2

TabIt MIDI - Track 4

TabIt MIDI - Track 6

Detailed description: This block contains the musical notation for measures 61 and 62, tracks 1 through 6. Track 3 (top) is a guitar track with a treble clef, showing a melodic line with various articulations. Track 5 is a bass guitar track with a bass clef, showing a rhythmic accompaniment with sustained notes. Tracks 1 and 2 are guitar tablature tracks, with 'A' and 'B' systems for each. Track 1 has fret numbers: 3, 2, 2, 2, 2, 2, 5, 5. Track 2 has fret numbers: 3, 2, 2, 2, 2, 5. Track 4 is a bass guitar track with a bass clef, showing a simple bass line. Track 6 is a piano track with a treble clef, showing a complex accompaniment with many notes.

63

TabIt MIDI - Track 3

TabIt MIDI - Track 5

TabIt MIDI - Track 1

TabIt MIDI - Track 2

TabIt MIDI - Track 4

TabIt MIDI - Track 6

64

TabIt MIDI - Track 3

TabIt MIDI - Track 5

TabIt MIDI - Track 1

TabIt MIDI - Track 2

TabIt MIDI - Track 4

TabIt MIDI - Track 6

65

TabIt MIDI - Track 3

TabIt MIDI - Track 5

TabIt MIDI - Track 1

TabIt MIDI - Track 2

TabIt MIDI - Track 4

TabIt MIDI - Track 6

Track 1 and 2 tablature for measure 65:

A	B						
5	2	2	2	3	3	2	2
	2	2	2	3	3	2	2

A	B						
5	2	2	3			2	2
	2	2	3			2	3

66

TabIt MIDI - Track 3

TabIt MIDI - Track 5

TabIt MIDI - Track 1

TabIt MIDI - Track 2

TabIt MIDI - Track 4

TabIt MIDI - Track 6

Track 1 and 2 tablature for measure 66:

A	B						
3	2	2	2	2	2	5	5
3	2	2	2	2	2		

A	B						
3	2	2	2	2		5	
3	2	2	2	2			

67

TabIt MIDI - Track 3

TabIt MIDI - Track 5

TabIt MIDI - Track 1

TabIt MIDI - Track 2

TabIt MIDI - Track 4

TabIt MIDI - Track 6

68

TabIt MIDI - Track 3

TabIt MIDI - Track 5

TabIt MIDI - Track 1

TabIt MIDI - Track 2

TabIt MIDI - Track 4

TabIt MIDI - Track 6

69

TabIt MIDI - Track 3

TabIt MIDI - Track 5

TabIt MIDI - Track 1

TabIt MIDI - Track 2

TabIt MIDI - Track 4

TabIt MIDI - Track 6

Detailed description: This system covers measures 69 and 70. Track 3 (Guitar) features a melodic line with a capo on the 2nd fret, indicated by 'x' marks on the strings. Track 5 (Bass) has a bass line with a capo on the 2nd fret. Tracks 1 and 2 (Guitar) show the fretting hand with fingerings: Track 1 (5, 2, 2, 2, 3, 3, 2, 2) and Track 2 (5, 2, 2, 3, 2, 2, 2, 3). Track 4 (Bass) has a simple bass line. Track 6 (Treble) has a treble line with a capo on the 2nd fret.

70

TabIt MIDI - Track 3

TabIt MIDI - Track 5

TabIt MIDI - Track 1

TabIt MIDI - Track 2

TabIt MIDI - Track 4

TabIt MIDI - Track 6

Detailed description: This system covers measures 70 and 71. Track 3 (Guitar) continues the melodic line. Track 5 (Bass) has a more complex bass line with many notes. Tracks 1 and 2 (Guitar) show the fretting hand with fingerings: Track 1 (3, 2, 2, 2, 2, 2, 2, 2) and Track 2 (3, 2, 2, 2, 2, 2, 2, 2). Track 4 (Bass) has a simple bass line. Track 6 (Treble) has a treble line with a capo on the 2nd fret.

71

TabIt MIDI - Track 3

TabIt MIDI - Track 5

TabIt MIDI - Track 1

TabIt MIDI - Track 2

TabIt MIDI - Track 4

TabIt MIDI - Track 6

Detailed description: This block contains the musical notation for measures 71 and 72, tracks 1 through 6. Track 3 (top) is a guitar track with a treble clef, showing a melodic line with slurs and ties. Track 5 is a bass guitar track with a bass clef, showing a complex rhythmic pattern with many notes. Track 1 and 2 are guitar tracks with a treble clef, each showing a single line of guitar tablature with fret numbers (2, 6, 6, 6, 6, 6, 6, 6). Track 4 is a bass guitar track with a bass clef, showing a simple melodic line. Track 6 is a piano track with a treble clef, showing a complex melodic line with slurs and ties.

72

TabIt MIDI - Track 3

TabIt MIDI - Track 5

TabIt MIDI - Track 1

TabIt MIDI - Track 2

TabIt MIDI - Track 4

TabIt MIDI - Track 6

Detailed description: This block contains the musical notation for measures 72 and 73, tracks 1 through 6. Track 3 (top) is a guitar track with a treble clef, showing a melodic line with slurs and ties. Track 5 is a bass guitar track with a bass clef, showing a complex rhythmic pattern with many notes. Track 1 and 2 are guitar tracks with a treble clef, each showing a single line of guitar tablature with fret numbers (6, 3, 3, 3, 3, 4, 4, 4). Track 4 is a bass guitar track with a bass clef, showing a simple melodic line. Track 6 is a piano track with a treble clef, showing a complex melodic line with slurs and ties.

73

TabIt MIDI - Track 3

TabIt MIDI - Track 5

TabIt MIDI - Track 1

TabIt MIDI - Track 2

TabIt MIDI - Track 4

TabIt MIDI - Track 6

74

TabIt MIDI - Track 3

TabIt MIDI - Track 5

TabIt MIDI - Track 1

TabIt MIDI - Track 2

TabIt MIDI - Track 4

TabIt MIDI - Track 6

75

TabIt MIDI - Track 3

TabIt MIDI - Track 5

TabIt MIDI - Track 1

TabIt MIDI - Track 2

TabIt MIDI - Track 4

TabIt MIDI - Track 6

76

TabIt MIDI - Track 3

TabIt MIDI - Track 5

TabIt MIDI - Track 1

TabIt MIDI - Track 2

TabIt MIDI - Track 4

TabIt MIDI - Track 6

77

TabIt MIDI - Track 3

TabIt MIDI - Track 5

TabIt MIDI - Track 1

TabIt MIDI - Track 2

TabIt MIDI - Track 4

TabIt MIDI - Track 6

78

TabIt MIDI - Track 3

TabIt MIDI - Track 5

TabIt MIDI - Track 1

TabIt MIDI - Track 2

TabIt MIDI - Track 4

TabIt MIDI - Track 6

79

TabIt MIDI - Track 3

TabIt MIDI - Track 5

TabIt MIDI - Track 1

TabIt MIDI - Track 2

TabIt MIDI - Track 4

TabIt MIDI - Track 6

80

TabIt MIDI - Track 3

TabIt MIDI - Track 5

TabIt MIDI - Track 1

TabIt MIDI - Track 2

TabIt MIDI - Track 4

TabIt MIDI - Track 6

81

TabIt MIDI - Track 3

TabIt MIDI - Track 5

TabIt MIDI - Track 1

TabIt MIDI - Track 2

TabIt MIDI - Track 4

TabIt MIDI - Track 6

82

TabIt MIDI - Track 3

TabIt MIDI - Track 5

TabIt MIDI - Track 1

TabIt MIDI - Track 2

TabIt MIDI - Track 4

TabIt MIDI - Track 6

83

TabIt MIDI - Track 3

TabIt MIDI - Track 5

TabIt MIDI - Track 1

TabIt MIDI - Track 2

TabIt MIDI - Track 4

TabIt MIDI - Track 6

84

TabIt MIDI - Track 3

TabIt MIDI - Track 5

TabIt MIDI - Track 1

TabIt MIDI - Track 2

TabIt MIDI - Track 4

TabIt MIDI - Track 6

85

TabIt MIDI - Track 3

TabIt MIDI - Track 5

TabIt MIDI - Track 1

TabIt MIDI - Track 2

TabIt MIDI - Track 4

TabIt MIDI - Track 6

86

TabIt MIDI - Track 3

TabIt MIDI - Track 5

TabIt MIDI - Track 1

TabIt MIDI - Track 2

TabIt MIDI - Track 4

TabIt MIDI - Track 6

♩ = 215,000595

4

8

11

13

15

17

19

21

23

25

V.S.

27

29

31

33

35

37

39

41

43

44

46

48

50

54

56

58

60

62

64

66

V.S.

68

70

73

75

77

79

81

83

85

♩ = 215,000595

4

8

12

15

18

22

26

30

33

37

V.S.

41

44

Staff 41-44: Bass clef, 4/4 time signature. Measures 41-44 show a sequence of chords and melodic lines. Measure 41 starts with a bass line and a guitar accompaniment. Measure 42 continues the pattern. Measure 43 features a prominent guitar accompaniment with a melodic line. Measure 44 concludes the section with a final chord and bass line.

46

Staff 45-46: Bass clef, 4/4 time signature. Measure 45 shows a complex guitar accompaniment with a melodic line. Measure 46 continues the pattern with a final chord and bass line.

48

Staff 47-48: Bass clef, 4/4 time signature. Measure 47 shows a complex guitar accompaniment with a melodic line. Measure 48 continues the pattern with a final chord and bass line.

50

Staff 49-50: Bass clef, 4/4 time signature. Measure 49 shows a complex guitar accompaniment with a melodic line. Measure 50 continues the pattern with a final chord and bass line.

53

Staff 51-53: Bass clef, 4/4 time signature. Measure 51 shows a complex guitar accompaniment with a melodic line. Measure 52 continues the pattern. Measure 53 concludes the section with a final chord and bass line.

58

Staff 54-58: Bass clef, 4/4 time signature. Measure 54 shows a complex guitar accompaniment with a melodic line. Measure 55 continues the pattern. Measure 56 features a prominent guitar accompaniment with a melodic line. Measure 57 continues the pattern. Measure 58 concludes the section with a final chord and bass line.

63

Staff 59-63: Bass clef, 4/4 time signature. Measure 59 shows a complex guitar accompaniment with a melodic line. Measure 60 continues the pattern. Measure 61 features a prominent guitar accompaniment with a melodic line. Measure 62 continues the pattern. Measure 63 concludes the section with a final chord and bass line.

68

Staff 64-68: Bass clef, 4/4 time signature. Measure 64 shows a complex guitar accompaniment with a melodic line. Measure 65 continues the pattern. Measure 66 features a prominent guitar accompaniment with a melodic line. Measure 67 continues the pattern. Measure 68 concludes the section with a final chord and bass line.

71

Staff 69-71: Bass clef, 4/4 time signature. Measure 69 shows a complex guitar accompaniment with a melodic line. Measure 70 continues the pattern. Measure 71 concludes the section with a final chord and bass line.

Staff 72-76: Bass clef, 4/4 time signature. Measure 72 shows a complex guitar accompaniment with a melodic line. Measure 73 continues the pattern. Measure 74 features a prominent guitar accompaniment with a melodic line. Measure 75 continues the pattern. Measure 76 concludes the section with a final chord and bass line.

72

Musical staff 72: Bass clef, four measures of music. The first measure contains a complex chord with many notes. The second measure has a similar chord with some notes tied to the first. The third and fourth measures show a melodic line with eighth notes and some ties.

73

Musical staff 73: Bass clef, four measures of music. Similar to staff 72, it features complex chords in the first two measures and a melodic line in the last two.

74

Musical staff 74: Bass clef, four measures of music. Continues the pattern of complex chords and melodic lines.

75

Musical staff 75: Bass clef, four measures of music. Shows more melodic movement in the lower register.

76

Musical staff 76: Bass clef, four measures of music. Features a mix of chords and melodic lines.

77

Musical staff 77: Bass clef, four measures of music. Continues the melodic and harmonic development.

78

Musical staff 78: Bass clef, four measures of music. Shows a consistent pattern of chords and melodic lines.

79

Musical staff 79: Bass clef, four measures of music. Continues the musical progression.

80

Musical staff 80: Bass clef, four measures of music. Shows a mix of chords and melodic lines.

81

Musical staff 81: Bass clef, four measures of music. Continues the musical progression.

V.S.

82

Measure 82: Bass clef, four measures of music. The first measure contains a complex chordal structure with multiple notes per string. The following three measures feature a rhythmic pattern of eighth notes with a melodic line in the lower register.

83

Measure 83: Bass clef, four measures of music. The first measure is a complex chordal structure. The second and third measures show a melodic line with eighth notes and a bass line with eighth notes. The fourth measure is a complex chordal structure.

84

Measure 84: Bass clef, four measures of music. The first measure is a complex chordal structure. The second and third measures show a melodic line with eighth notes and a bass line with eighth notes. The fourth measure is a complex chordal structure.

85

Measure 85: Bass clef, four measures of music. The first measure is a complex chordal structure. The second and third measures show a melodic line with eighth notes and a bass line with eighth notes. The fourth measure is a complex chordal structure.

86

Measure 86: Bass clef, four measures of music. The first measure is a complex chordal structure. The second and third measures show a melodic line with eighth notes and a bass line with eighth notes. The fourth measure is a complex chordal structure.

Slipknot - Eyeless

TabIt MIDI - Track 1

♩ = 215,000595

4

E	9	9	9	8	9	8	9	9	9	9	9	9	9	9	9	9	9	9	8	9	8	9	9	
B							13	13																
G																								
D																								
A																								

7

E	9	9	9	9	9	9	9	9	9	9	9	9	9	9	9	9	9	9	9	9	9	9	9	
B	13	13	13	13	13	13	13	13																
G																								
D																								
A																								

10

E	9	9	9	8	9	8	9	9	9	9	9	9	9	9	9	9	9	9	9	8	9	8	9	9	
B							13	13																	
G																									
D																									
A																									

13

E	9	9	9	9	9	9	9	9	9	9	9	9	9	9	9	9	9	9	9	9	9	9	9	9	
B	13	13	13	13	13	13	13	13																	
G																									
D																									
A																									

16

E	9	9	9	8	9	8	9	9	9	9	9	9	9	9	9	9	9	9	9	9	9	9	9	9	
B	13	13	13	13	13	13	13	13																	
G																									
D																									
A																									

19

E	9	9	9	8	9	8	9	9	9	9	9	9	9	9	9	9	9	9	9	9	9	9	9	9	
B	13	13	13	13	13	13	13	13																	
G																									
D																									
A																									

22

E																									
B																									
G																									
D																									
A																									

26

E																									
B																									
G																									
D																									
A																									

28

E																									
B																									
G																									
D																									
A																									

31

E																									
B																									
G																									
D																									
A																									

T			
A			
B	0	0	0
	2 2 2 2 2 2 5 2 2 4 5	5	2 2 2 2 5 2 4 5

35

T			
A			
B	0 0	0	0
	2 2 2 2 2 2 5 5 2 4 4 5	4 5	2 2 2 2 5 2 4 5

39

T			
A			
B	0	0 0	0
	2 2 2 2 2 2 5 2	2 4 5 5	2 2 2 2 5 2 4 5

43

T			
A			
B	0	0 0	0
	2 2 2 2 2 2 5	5 2 4 4 5	2 2 2 2 5 2 4 5 2 2 2 2

47

T			
A			
B	0 0	0	0
	5 2 4 5 2 2 2 2	5 2 4 5 2 2 2 2	5 2 4 5 2 2 2 2 5 2 4 5 2 2 2 2

51

T			
A			
B	0 0 0 0	0 0 0 0 0 0 0 0	0 0 0 0 0 0 0
	5 2 4 5 4 4 4	4 4 4 4 4 4 4 4	4 4 4 4 4 4 4 4 2 2 2 2 2 2 5 5

55

T			
A			
B			
	5 2 2 2 3 3 2 2 3 3 2 2 3 2 2 2 2 2 5 5	5 2 2 2 3 3 2 2	5 2 2 2 3 3 2 2 2 2 3 3 2 2

58

T			
A			
B			
	3 2 2 2 2 2 5 5 5 2 2 2 3 3 2 2 3 2 2 2 2 2 5 5	3 2 2 2 2 2 2 2	3 2 2 2 2 2 2 2 5 5

61

T			
A			
B			
	5 2 2 2 3 3 2 2 3 2 2 2 2 2 5 5 5 2 2 2 3 3 2 2	3 2 2 2 2 2 2 2	5 2 2 2 3 3 2 2

64

T			
A			
B			
	3 2 2 2 2 2 5 5 5 2 2 2 3 3 2 2 3 2 2 2 2 2 5 5	3 2 2 2 2 2 2 2	3 2 2 2 2 2 2 2 5 5

T			
A			
B	5 2 2 2 3 3 2 2	3 2 2 2 2 2 5 5	5 2 2 2 3 3 2 2

70

T				
A				
B	3 2 2 2 2 2 2 2	2 6 6 6 6 6 6 6	6 3 3 3 3 4 4 4	4 4 4 4 4 4 4 4

74

T				
A				
B	4 2 2 2 2 2 2 2	2 6 6 6 6 6 6 6	6 3 3 3 3 4 4 4	4 4 4 4 4 4 4 4

78

T				
A				
B	4 2 2 2 2 2 2 2	2 6 6 6 6 6 6 6	6 3 3 3 3 4 4 4	4 4 4 4 4 4 4 4

82

T		
A		
B	4 2 2 2 2 2 2 2	2 6 6 6 6 6 6 6

84

T			
A			
B	6 3 3 3 3 4 4 4	4 4 4 4 4 4 4 4	4

Slipknot - Eyeless

TabIt MIDI - Track 2

♩ = 215,000595
4

E
 B
 T
 A
 G
 D
 A
 B
 E
 A

2 2 2 5 4 5 3 4 2 2 2 2 2 5 4 5 3 4

8

2 2 2 2 2 5 4 5 3 4 2 2 2 4 2 2 3 3 2 2 2 5 4 5 3 4

12

2 2 2 4 2 2 3 3 2 2 2 5 4 5 3 4 2 2 2 4 2 2 3 3 2 2 2 5 4 5 3 4

16

2 2 2 4 2 2 3 3 2 2 2 5 4 5 3 4 2 2 2 4 2 2 3 3 2 2 2 5 4 5 3 4

20

2 2 2 4 2 2 3 3 2 2 2 2 5 2 4 5 2 2 0 1 2 2 1 3 2 2 2 2 5 2 4 5 2 2 2 2 5 2 4 5 2 2 2 2 5 2 4 5

24

2 2 2 2 5 2 4 5 2 2 2 2 5 2 4 5 2 2 2 2 5 2 4 5 2 2 2 2 5 2 4 5 2 2 2 2 5 2 4 5

27

2 2 2 2 5 2 4 5 2 2 2 2 5 2 4 5 2 2 2 2 5 2 4 5 2 2 2 2 5 2 4 5

T
A
B

0 0 0

2 2 2 2 2 2 5 2 2 4 5 5 2 2 2 2 5 2 4 5

35

T
A
B

0 0 0

2 2 2 2 2 2 5 5 2 4 4 5 2 2 2 2 5 2 4 5

39

T
A
B

0 0 0

2 2 2 2 2 2 5 2 2 4 5 5 2 2 2 2 5 2 4 5

43

T
A
B

0 0 0

2 2 2 2 2 2 5 5 2 4 4 5 2 2 2 2 5 2 4 5 2 2 2 2

47

T
A
B

0 0 0 0 0 0

5 2 4 5 2 2 2 2 5 2 4 5 2 2 2 2 5 2 4 5 2 2 2 2

51

2

T
A
B

0 0 0

5 2 4 5 2 2 2 2 5 2 4 5 2 2 2 2 5 2 4 5 2 2 2 2

56

T
A
B

3 2 2 2 2 2 3 2 2 2 3 2 2 2 2 2 5 2 2 2 3 2 2 2 3 2 2 2 3 2 2 2 3

3 2 2 2 2 2 5 5 2 2 3 2 2 2 3 3 2 2 2 2 5 5 2 2 3 2 2 2 3 2 2 2 3

60

T
A
B

3 2 2 2 2 2 3 2 2 2 3 2 2 2 2 2 5 2 2 2 3 2 2 2 3 2 2 2 3

3 2 2 2 2 2 5 5 2 2 3 2 2 2 3 3 2 2 2 2 5 5 2 2 3 2 2 2 3 2 2 2 3

64

T
A
B

3 2 2 2 2 2 3 2 2 2 3 2 2 2 2 2 5 2 2 2 3 2 2 2 3 2 2 2 3

3 2 2 2 2 2 5 5 2 2 3 2 2 2 3 3 2 2 2 2 5 5 2 2 3 2 2 2 3 2 2 2 3

68

T
A
B

3 2 2 2 2 2 3 2 2 2 3 2 2 2 2 2 5 2 2 2 3 2 2 2 3 3 2 2 2 2 2 2 2 2 2 6 6 6 6 6 6 6

3 2 2 2 2 2 5 5 2 2 3 2 2 2 3 3 2 2 2 2 5 5 2 2 3 2 2 2 3 3 2 2 2 2 2 2 2 2 2 6 6 6 6 6 6 6

T
A
B

6 3 3 3 3 4 4 4 | 4 4 4 4 4 4 4 4 | 4 2 2 2 2 2 2 2 | 2 6 6 6 6 6 6 6

T
A
B

6 3 3 3 3 4 4 4 | 4 4 4 4 4 4 4 4 | 4 2 2 2 2 2 2 2 | 2 6 6 6 6 6 6 6

T
A
B

6 3 3 3 3 4 4 4 | 4 4 4 4 4 4 4 4 | 4 2 2 2 2 2 2 2

T
A
B

2 6 6 6 6 6 6 6 | 6 3 3 3 3 4 4 4 | 4 4 4 4 4 4 4 4 | 4

Slipknot - Eyeless

TabIt MIDI - Track 7

♩ = 215,000595
4

E				
B				
G				
D				
A				
E				
A	2 2 2 5 4 3 4	2 2 2 5 4 3 4	2 2 2 5 4 3 4	2 2 2 5 4 3 4

9

T				
A				
B	3 4 3	3 4 4 3 3	3 3 3	3 3 3 3 3
B	2 2 2 5 5 5 4	2 2 2 4 2 2 3 3	2 2 2 5 5 5 4	2 2 2 4 2 2 3 3

13

T				
A				
B	3 3 3	3 3 3 3 3	3 3 3	3 3 3 3 3
B	2 2 2 5 5 5 4	2 2 2 4 2 2 3 3	2 2 2 5 5 5 4	2 2 2 4 2 2 3 3

17

T				
A				
B	3 3 3	3 3 3 3 3	3 3 3	3 3 3 3 3
B	2 2 2 5 5 5 4	2 2 2 4 2 2 3 3	2 2 2 5 5 5 4	2 2 2 4 2 2 3 3

21

T				
A				
B	3 3 3 3	3 2 3 3 3 0	0 0	0 2 3 3 3 0
B	2 2 2 2 5 2 4 5	2 2 0 1 2 2 1 3	2 2 2 2 5 2 4 5	2 2 0 1 2 2 1 3

25

T				
A	0	0	0	0
B	0 0	0 2 3 3 3 0	0	0 0 0
B	2 2 2 2 5 2 4 5	2 2 0 1 2 2 1 3	2 2 2 2 5 2 4 5	2 2 2 2 5 2 4 5

28

T				
A				
B	0 2 3 3	3 0	0	0
B	2 2 0 1 2 2 1 3	2 2 2 2 5 2 4 5		

2 31

TabIt MIDI - Track 7

Tablature for measure 31. The staff shows strings T, A, B. The bass line (B) contains the following fret numbers: 2 2 2 2 2 2 5 2 2 4 5 5. The treble line (B) contains: 0 0 0 0 0 0 4 0.

35

Tablature for measure 35. The bass line (B) contains: 2 2 2 2 2 2 2 5 5 2 4 4 5. The treble line (B) contains: 0 0 4 4 0 0 0 4 0.

39

Tablature for measure 39. The bass line (B) contains: 2 2 2 2 2 2 5 2 2 4 5 5. The treble line (B) contains: 0 0 0 0 0 0 4 0.

43

Tablature for measure 43. The bass line (B) contains: 2 2 2 2 2 2 5 5 2 4 4 5. The treble line (B) contains: 0 0 0 4 4 0 0 0.

47

Tablature for measure 47. The bass line (B) contains: 5 2 4 5 2 2 2 2 5 2 4 5 2 2 2 2. The treble line (B) contains: 0 4 0 0 0 4 0 0 0 4 0 0.

50

35

Tablature for measure 50. The bass line (B) contains: 5 2 4 5 2 2 2 2 5 2 4 5 5 5. The treble line (B) contains: 0 4 0 0 0 4 0 0 0. A thick black bar covers the remaining strings (T, A, B) in the final measure.

♩ = 215,000595

4

8

12

16

20

24

27

72



76



80



83



♩ = 215,000595

5

12

18

22

25

27

30

33

36

39

V.S.

This musical score consists of 12 systems of music, each starting with a measure number on the left. The systems are: 42, 45, 50, 55, 58, 61, 64, 67, 70, 73, and 73. Each system contains two staves. The notation includes treble clefs, various note values (quarter, eighth, and sixteenth notes), rests, and dynamic markings such as accents and hairpins. The music features complex rhythmic patterns and melodic lines, with some measures containing multiple notes on a single staff. The score is presented in a clean, black-and-white format.

76

Musical notation for measures 76-78. The notation is written on a grand staff with a treble clef. It features a complex, rhythmic pattern of chords and single notes, primarily in the lower register. Measure 77 and 78 contain a '7' above the staff, indicating a barre.

79

Musical notation for measures 79-81. The notation is written on a grand staff with a treble clef. It continues the complex, rhythmic pattern of chords and single notes. Measure 81 contains a '7' above the staff, indicating a barre.

82

Musical notation for measures 82-84. The notation is written on a grand staff with a treble clef. It continues the complex, rhythmic pattern of chords and single notes. Measure 82 starts with a '7' above the staff, indicating a barre.

85

Musical notation for measures 85-87. The notation is written on a grand staff with a treble clef. It continues the complex, rhythmic pattern of chords and single notes. Measure 85 contains a '7' above the staff, indicating a barre. Measure 86 contains a '3' above the staff, indicating a triplet. Measure 87 ends with a double bar line.