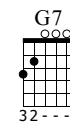
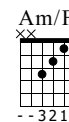
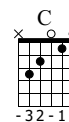
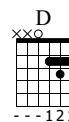
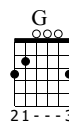
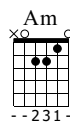
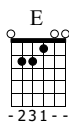
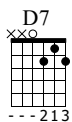


Recuerdos del ayer

Marcelo Andrés Ostría

Words & Music by Marcelo Andrés Ostría



Standard tuning

♩ = 120

Same fingering sequence throughout song

N-Gt

Measures 1-3 of the guitar part. Measure 1 starts with a forte (f) dynamic. Measure 2 includes piano (p), mezzo-forte (mf), mezzo-piano (mp), and piano (p) dynamics. Measure 3 includes piano (p) and mezzo-piano (mp) dynamics. The notation shows a treble clef, a 4/4 time signature, and a key signature of one sharp (F#). The guitar tablature below shows fingerings for strings T, A, and B.

T	4	6	5	4	2	2	1	0	1	2	2	1	0	1	2	2	1	0
A																		
B																		

Measures 4-6 of the guitar part. Measure 4 starts with a forte (f) dynamic. Measure 5 includes mezzo-forte (mf) and mezzo-piano (mp) dynamics. Measure 6 includes mezzo-piano (mp) and piano (p) dynamics. The notation shows a treble clef, a 4/4 time signature, and a key signature of one sharp (F#). The guitar tablature below shows fingerings for strings T, A, and B.

T	1	2	2	2	1	0	1	2	2	2	1	0	1	2	2	1	0
A																	
B																	

Measures 7-9 of the guitar part. Measure 7 starts with a forte (f) dynamic. Measure 8 includes mezzo-forte (mf) and mezzo-piano (mp) dynamics. Measure 9 includes mezzo-piano (mp) and piano (p) dynamics. The notation shows a treble clef, a 4/4 time signature, and a key signature of one sharp (F#). The guitar tablature below shows fingerings for strings T, A, and B.

T	1	2	3	0	0	3	0	0	0	2	3	2	3	2	0	2	3	2
A																		
B																		

Measures 10-13 of the guitar part. Measure 10 starts with a forte (f) dynamic. Measure 11 includes mezzo-forte (mf) and mezzo-piano (mp) dynamics. Measure 12 includes mezzo-piano (mp) and piano (p) dynamics. Measure 13 includes mezzo-piano (mp) and piano (p) dynamics. The notation shows a treble clef, a 4/4 time signature, and a key signature of one sharp (F#). The guitar tablature below shows fingerings for strings T, A, and B.

T	3	2	2	0	1	0	2	1	0	1	0	2	1	0	1	2	0	1	0
A																			
B																			

14

TAB

3 2 1 0 1 2 | 0 1 0 2 3 2 0 | 0 0 1 0 0 0 | rasg. rasg. rasg.

2 0 0 2 2 2 | 0 2 0 0 0 0 | 2 0 0 2 2 2 | 0 0 0

18

TAB

0 0 0 0 | 0 0 0 3 | 3 3 2 2 | 2 0 0 0 | 0 0 0 0 | 0 0 0 0

1 1 1 1 | 1 1 1 0 | 0 0 3 3 | 3 1 1 1 | 1 1 1 1 | 1 1 1 1

2 2 2 2 | 2 2 2 0 | 0 0 0 0 | 0 0 0 0 | 0 0 0 0 | 2 2 2 0

2 0 0 0 | 2 2 2 2 | 2 2 0 0 | 2 2 2 2 | 2 2 2 2 | 3 3 3 2

0 0 0 0 | 0 0 0 3 | 3 3 2 2 | 2 0 0 0 | 0 0 0 0 | 1 1 1 1

23

TAB

0 1 0 2 3 | 0 1 0 2 3 | 1 0 0 2 3 | 1 0 0 2 3 | 1 0 0 2 3 | 2 1 2 0

25

TAB

2 2 1 0 1 2 2 1 0 1 2 2 1 0 1 2 2 1 0 1 2 2 2

26

TAB

1 0 1 2 2 1 0 1 2 2 1 0 1 2 | 2 2 1 0 1 2 2 0 0 0 3 0 0 3

2 2

3 2 0 0 3 2 0 3 2 0 3 2 0 3

38

T
A
B

39

T
A
B

40

T
A
B

E

41

T
A
B