

Killing In The Name

Rage Against the Machine

Rage Against the Machine

Words & Music by bjmat@hotmail.com

Dropped D
⑥=D

♩ = 114

E-Gt

4x

TAB

0 0 0 0 0 0

Detailed description: This system shows the beginning of the guitar part. It features a treble clef and a 4/4 time signature. The first measure contains a diagram of the open strings (D, A, D, F, A, D) with a dynamic marking 'f'. This is followed by a 4x repeat sign. The second system shows a TAB line with six frets, all of which are empty (0).

6

TAB

0 0 0 11 12 11 12 0 0 0 11 12 11 12

Detailed description: This system starts at measure 6. The treble clef staff shows a sequence of notes: two eighth notes (D4, A4), a quarter note (D5), and a quarter note (A5) in the first measure. The second measure contains a quarter rest followed by a quarter note (D5), a quarter note (A5), and a quarter note (D5). The third measure contains a quarter note (D5), a quarter note (A5), and a quarter note (D5). The fourth measure contains a quarter note (D5), a quarter note (A5), and a quarter note (D5). The TAB line below shows fret numbers: 0, 0, 0, 11, 12, 11, 12, 0, 0, 0, 11, 12, 11, 12.

8

TAB

0 0 0 11 12 11 12 11 12 12 full

Detailed description: This system starts at measure 8. The treble clef staff shows a sequence of notes: two eighth notes (D4, A4), a quarter note (D5), and a quarter note (A5) in the first measure. The second measure contains a quarter rest followed by a quarter note (D5), a quarter note (A5), and a quarter note (D5). The third measure contains a quarter note (D5), a quarter note (A5), and a quarter note (D5). The fourth measure contains a quarter note (D5), a quarter note (A5), and a quarter note (D5). The TAB line below shows fret numbers: 0, 0, 0, 11, 12, 11, 12, 11, 12, 12. An arrow labeled 'full' points to the final '12' fret number.

10

TAB

0 0 0 11 12 11 12 11 12 11 12

Detailed description: This system starts at measure 10. The treble clef staff shows a sequence of notes: two eighth notes (D4, A4), a quarter note (D5), and a quarter note (A5) in the first measure. The second measure contains a quarter rest followed by a quarter note (D5), a quarter note (A5), and a quarter note (D5). The third measure contains a quarter note (D5), a quarter note (A5), and a quarter note (D5). The fourth measure contains a quarter note (D5), a quarter note (A5), and a quarter note (D5). The TAB line below shows fret numbers: 0, 0, 0, 11, 12, 11, 12, 11, 12, 11, 12.

12

T
A
B

0 0 0 11 12 11 12 0 0 0 11 12 11 12

14

T
A
B

0 0 0 8 6 8 6 8 6 0 0 0 8 6 8 6 8 6

16

T
A
B

0 0 0 8 6 8 6 8 6 0 0 0 8 6 8 6

$\text{♩} = 82$

18

T
A
B

0 3 5 X X 3 4 0 0 2 3 2 0 3 5 X X 3 4 0 0 2 3 2

20

T
A
B

0 3 5 X X 3 4 0 0 2 3 2 0 3 5 X X 3 4 0 0 2 3 2

Verse 1

22

T
A
B

0 3 5 X X 0 2 3 2 0 3 5 X X 0 2 3 2

24

T
A
B

0 3 5 X X 0 2 3 2 0 3 5 X X 0 2 3 2

26

T
A
B

0 3 5 X X 0 2 3 2 0 3 5 X X 0 2 3 2

28

T
A
B

0 3 5 X X 0 2 3 2 0 3 5 X X 0 2 3 2

Pre chorus 1

30

T
A
B

0 3 5 X X 0 3 5 X X 0 3 5 X X 0 2 3 2 3 2 2 3 2 3 2

52

T
A
B

0 3 5 X X 3 4 0 0 2 3 2 0 3 5 X X 3 4 0 0 2 3 2

54

T
A
B

0 3 5 X X 3 4 5 6 7 5 6 7 6 0 3 5 X X 3 4 0 0 2 3 2

56

T
A
B

0 3 5 X X 3 4 0 0 2 3 2 0 3 5 X X 3 4 0 0 2 3 2

Pre chorus 2

58

T
A
B


0 3 5 X X 3 4 0 0 2 3 2 0 3 5 X X 4 0 3 5 X X

60

T
A
B


0 3 5 X X 2 0 2 3 2 3 2 0 3 5 X X 4 0 3 5 X X

72




TAB 7-7-X-X-7-X-X-7-X-X 5 5 5 7-7-X-X-7-X-X-7-X-X 5 5 5
 5-5-X-X-5-X-X-5-X-X 3 5 3 5-5-X-X-5-X-X-5-X-X 3 5 3

74




TAB 7-7-X-X-7-X-X-7-X-X 5 5 5 7-7-X-X-7-X-X-7-X-X 5 5 5
 5-5-X-X-5-X-X-5-X-X 3 5 3 5-5-X-X-5-X-X-5-X-X 3 5 3

76



TAB 7-7-X-X-7-X-X-7-X-X 5 5 5 7-7-X-X-7-X-X-7-X-X 5 5 5
 5-5-X-X-5-X-X-5-X-X 3 5 3 5-5-X-X-5-X-X-5-X-X 3 5 3


78



TAB 7-7-X-X-7-X-X-7-X-X 5 5 5 7-7-X-X-7-X-X-7-X-X 5 5 5
 5-5-X-X-5-X-X-5-X-X 3 5 3 5-5-X-X-5-X-X-5-X-X 3 5 3

Solo

80



TAB 7-7-X-X-7-X-X-7-X-X 5 5 5 7-7-X-X-7-X-X-7-X-X 5 5 5
 5-5-X-X-5-X-X-5-X-X 3 5 3 5-5-X-X-5-X-X-5-X-X 3 5 3

82

TAB 7 7 X X 7 X X 7 X X 5 7 7 X X 7 X X 7 X X 5 5 X X 5 X X 5 X X 3 5 3 5 5 X X 5 X X 5 X X 3 5 3

84

TAB 7 7 X X 7 X X 7 X X 5 7 7 X X 7 X X 7 X X 5 5 X X 5 X X 5 X X 3 5 3 5 5 X X 5 X X 5 X X 3 5 3

86

TAB 7 7 X X 7 X X 7 X X 5 7 7 X X 7 X X 7 X X 5 5 X X 5 X X 5 X X 3 5 3 5 5 X X 5 X X 5 X X 3 5 3

88

TAB 7 5 5 5 5 5 5 5 5 5 5 5 5 5 5 5 5 5 5

89

TAB 9 7 7 7 7 7 7 7 7 7 7 7 7 7 7 7 7 7 7

Outro

96

TAB 7-7-X-X-7-X-X-7-X-X 5 5 5 7-7-X-X-7-X-X-7-X-X 5 5 5
5-5-X-X-5-X-X-5-X-X 3 5 3 5-5-X-X-5-X-X-5-X-X 3 5 3

98

TAB 7-7-X-X-7-X-X-7-X-X 5 5 5 7-7-X-X-7-X-X-7-X-X 5 5 5
5-5-X-X-5-X-X-5-X-X 3 5 3 5-5-X-X-5-X-X-5-X-X 3 5 3

100

TAB 7-7-X-X-7-X-X-7-X-X 5 5 5 7-7-X-X-7-X-X-7-X-X 5 5 5
5-5-X-X-5-X-X-5-X-X 3 5 3 5-5-X-X-5-X-X-5-X-X 3 5 3

102

TAB 7-7-X-X-7-X-X-7-X-X 5 5 5 7-7-X-X-7-X-X-7-X-X 5 5 5
5-5-X-X-5-X-X-5-X-X 3 5 3 5-5-X-X-5-X-X-5-X-X 3 5 3

104

TAB 7-7-X-X-7-7-7-7-X-X-7-7-7-7-X-X 5 5 5 7-7-X-X-7-7-7-7-X-X-7-7-7-7-X-X 5 5 5
5-5-X-X-5-5-5-5-X-X-5-5-5-5-X-X 3 5 3 5-5-X-X-5-5-5-5-X-X-5-5-5-5-X-X 3 5 3

106

TAB

7	7	X	X	7	7	7	7	X	X	7	7	7	7	X	X	7	7	X	X	7	7	7	7	X	X
5	5	X	X	5	5	5	5	X	X	5	5	5	5	X	X	5	5	X	X	5	5	5	5	X	X

108

TAB

19	19	19	19	19	19	19	19	19	19	19	19	19	19	19	19	19	19	19	19	19	19	19	19	19	19	19
17	17	17	17	17	17	17	17	17	17	17	17	17	17	17	17	17	17	17	17	17	17	17	17	17	17	17

109

TAB

0	0	0	13	13	13	(13) 0
0	0	0	13	13	13	(13) 0
0	0	0	13	13	13	(13) 0