

Revolution 1

The Beatles
The Beatles

Words & Music by John Lennon & Paul McCartney

Standard tuning

♩ = 100

(♩ = ³♩)

O.K.

You

Intro

S-Gt

The intro consists of a single measure in 4/4 time. The melody is a dotted quarter note on G4, followed by an eighth rest, then a quarter note on G4, and finally a quarter note on A4 with a sharp sign. The guitar tab shows a 4-finger barre on the 4th fret.

say you want a re - vo - lu - tion ----- well ----- you know -----

Verse 1

8

The first line of the verse is in 4/4 time. The melody starts on G4, moves to A4, then B4, and has a triplet of G4-A4-B4. The guitar tab shows fingerings: 2-2-2-2, 2-2-5, (5)-2-0, 2-2-0, (0)-2-4-4. Dynamics include *f* and *fff*.

We all want to change the world You

11

The second line of the verse is in 4/4 time. The melody starts on G4, has a quarter rest, then a quarter note on G4, followed by quarter notes on A4, B4, and C5. The guitar tab shows fingerings: (4)-2-4, 2-4-4, 2-4-2, 2, 4. Dynamics include *f* and *fff*.

tell me that it's evo - lu - tion ----- well ----- you know -----

15

The third line of the verse is in 4/4 time. The melody starts on G4, moves to A4, then B4, and has a triplet of G4-A4-B4. The guitar tab shows fingerings: 2-2-2-2, 2-4-2-5, (5)-2-0, 2-2-0, (0)-2-4-4. Dynamics include *f* and *fff*.

You say you got a real so - lu -

Verse 2

33

f fff f

TAB (4) 2 4 4 4 2 2 2 2 2 2 0 5

37

tion ----- well ----- you know -----

fff f fff f fff

TAB (5) 0 3 2 5 2 (2) 0 2 2 (2) (5) 2 4 2 6 4 (3) 2 2 3 (3) 2 2 4 (4) 2 4

We'd all love to see the plan You ask me for a con - tri - bu -

40

f fff f

TAB 2 4 4 2 4 2 2 4 2 2 2 2 2 0 5

44

tion ----- well ----- you know -----

fff f fff

TAB (5) 0 3 2 5 2 (2) 0 2 2 (2) (5) 2 4 2 6 4 (3) 2 2 3 (3) 2 2 4 (4) 2 4

We're all do - ing what we can -----

47

f fff f

TAB 2 4 4 2 4 2 4 4 1 4 2 (2)

But if you want money for people with minds that hate ----- all I can tell you is brother you

50 *fff*

TAB

have to wait **Chorus** Don't you know it's gonna be

53 *f* *fff*

TAB

al - right ----- Don't you know it's gonna be al - right

56 *f* *fff* *f* *fff* *f* *fff*

TAB

----- Don't you know it's gonna be ----- al - right. -----

59 *f* *fff* *f* *fff* *f* *fff*

TAB

You say you'll change the consti - tu - **Verse 3**

61 *f* *fff* *f*

TAB

65 tion ----- well ----- you know -----

fff f fff f fff

TAB (5) 0 (5) 2 3 2 5 2 (2) 0 (3) 2 2 2 (2) (3) (4) 2 2 3 (4) 2 4 (3) 2 4 (4) 2 4

We all want to change your head. You tell me it's the in - sti - tu -

68

f fff f

TAB 2 4 4 2 4 2 2 4 2 2 2 2 2 2 0 5 2 5

tion ----- well ----- you know -----

fff f fff

TAB (5) 0 (5) 2 3 2 5 2 (2) 0 (3) 2 2 2 (2) (3) (4) 2 2 3 (4) 2 4 (3) 2 4 (4) 2 4

You better free your mind in - stead. -----

75

f fff f

TAB 2 4 4 2 4 2 4 4 1 4 2 (2)

But if you go carrying pictures of Chairman Mao ----- You ain't going to make it with anyone

78

fff

TAB 4 4 4 2 4 4 2 4 4 2 2 2 4 2 2 4 4 2 4 4 2 4 4 2

an - y how.

— 3 —

Don't you know it's gonna be

Chorus

al - right -----

Don't you know it's gonna be

al - right


----- Don't you know it's gonna be -----

al - right. -----

Ending

Ah Ah Ah Ah Ah Ah Ah Ah Ah Ah Ah Al -

right ----- al - right ----- al - right al - right alright




f fff *f fff* *f fff*

T
A
B

(5) 4 4 2 4 5 | (5) 4 2 4 5 2 | 5 4 2 5 4

alright ----- alright ----- alright ----- alright

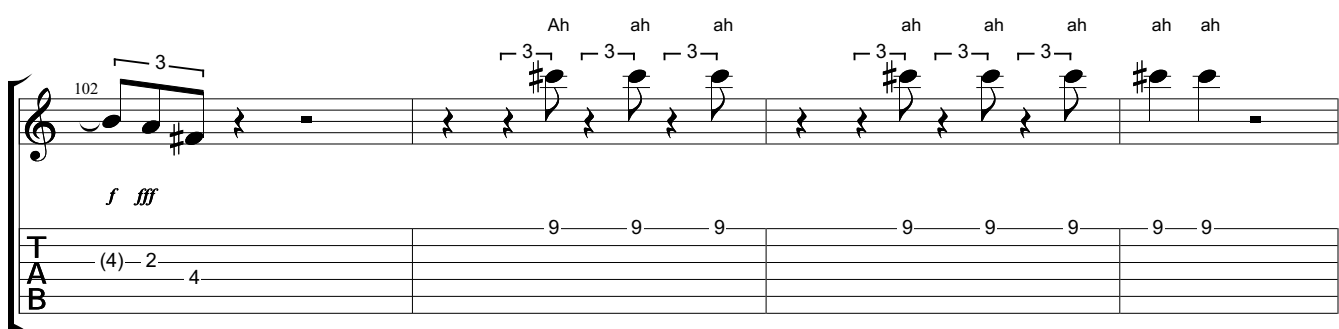


f fff *f fff* *f fff* *f fff*

T
A
B

(4) 2 4 5 4 2 4 5 4 | (4) 2 4 5 4 2 4 5 4

Ah ah ah ah ah ah ah ah




f fff

T
A
B

(4) 2 4 | 9 9 9 | 9 9 9 | 9 9

al - right al - right




f

T
A
B

5 | 4 2 | 4 5 | (5) 5

al - right al - right al - right al - right.



T
A
B

4 5 | 5 | 4 5 | 5 | 4 5 | 5 | 4 5 | 5