

Simon & Garfunkel - The Boxer

♩ = 88,000023 ♩ = 88,000023 ♩ = 91,999985

Melody (Lyrics)

Harmonica

Snap

Jazz Guitar

Guitar Picking

Synth Brass

♩ = 88,000023 ♩ = 88,000023 ♩ = 91,999985

Detailed description: This system contains the first two measures of the song. It features five staves: Melody (Lyrics), Harmonica, Snap, Jazz Guitar, and Guitar Picking. The time signature is 4/4. The melody is represented by a whole rest in both measures. The guitar picking is shown as a series of fret numbers on strings D, A, G, and B. The first measure has a tempo of 88,000023, and the second measure has a tempo of 91,999985.

Melody (Lyrics)

Guitar Picking

I am just a poor boy though my

Detailed description: This system contains the third measure of the song. The melody line shows a triplet of eighth notes: G4, A4, B4. The lyrics are "I am just a poor boy though my". The guitar picking is shown as fret numbers on strings T, A, G, and B. The tempo is 88,000023.

Melody (Lyrics)

J. Gtr.

Guitar Picking

sto ry's sel dom told I have squan dered my re sis tance For a

Detailed description: This system contains the fourth measure of the song. The melody line shows a quarter note G4, a quarter note A4, a quarter note B4, and a quarter note C5. The lyrics are "sto ry's sel dom told I have squan dered my re sis tance For a". The guitar picking is shown as fret numbers on strings T, A, G, and B. The tempo is 91,999985.

6

Melody (Lyrics)

po cket full of mum bles, such are

J. Gtr.

Guitar Picking



7

Melody (Lyrics)

pro mi ses

Guitar Picking



8

Melody (Lyrics)

All lies and jest, still a man

Guitar Picking



9

Melody (Lyrics)

hears what he wants to hear And

Guitar Picking



10

Melody (Lyrics)

dis re gards the rest m m m

J. Gtr.

Guitar Picking

16

Melody (Lyrics)

boy In the com pa ny of stran

Harm.

Kick Dr.

Guitar Picking

T	2	2	2	7	2	7	.	5	5	2	5
A		0	3		3		3			0	4
B	0	0	0	0	0		5	5	5	5	5



17

Melody (Lyrics)

gers In the qui et of a

Kick Dr.

Guitar Picking

T	5	2	5	5	2	5	5	2	5	5	2	5
A		0	4		0	4		0	4		0	4
B	5	5	5	5	5	5	5	5	5	5	5	5



18

Melody (Lyrics)

rail way sta tion, run ning scared

Harm.

Kick Dr.

Guitar Picking

T	5	2	5	5	2	5	5	5	2	3	3	3	0	3	7
A		0	4		0	4		0	0	3	3	3	0	0	7
B	5	5	5	5	5	5	5	3	3	3	3	3	5		5

19

Melody (Lyrics)

Harm.

Kick Dr.

Guitar Picking

Lay ing low,



20

Melody (Lyrics)

Harm.

Kick Dr.

Guitar Picking

seek ing out the poor er quar



21

Melody (Lyrics)

Kick Dr.

Guitar Picking

ters Where the rag ged peo ple go

22

Melody (Lyrics)

Look ing for the pla ces

Kick Dr.

J. Gtr.

Guitar Picking



23

Melody (Lyrics)

on ly they would know

Kick Dr.

J. Gtr.

Guitar Picking



24

Melody (Lyrics)

Lie la lie, Lie la lie lie lie la lie,

Snap

Kick Dr.

J. Gtr.

Guitar Picking

Vla.

26 7

Melody (Lyrics)

Snap

Kick Dr.

Guitar Picking

Vla.



28 ♩ = 93,000038

Melody (Lyrics)

Snap

Kick Dr.

Congas

Guitar Picking

Vla.

♩ = 93,000038

30 $\text{♩} = 93,99985$

Melody (Lyrics)

Kick Dr.

Congas

Guitar Picking



32

Melody (Lyrics)

Kick Dr.

Congas

Guitar Picking



33

Melody (Lyrics)

Kick Dr.

Congas

Guitar Picking

34

Melody (Lyrics)

Kick Dr.

Congas

Guitar Picking



35

Melody (Lyrics)

Kick Dr.

Congas

Guitar Picking



36

Melody (Lyrics)

Kick Dr.

Congas

Guitar Picking

42

Kick Dr.

Congas

Guitar Picking

Solo



44

Kick Dr.

Congas

Guitar Picking

Solo



46

Kick Dr.

Congas

Guitar Picking

Solo

48

Kick Dr.

Congas

J. Gtr.

Guitar Picking

Solo

T 3 3 3 3 3 3 2 2 5 5 5 3 3 3
 A 3 3 3 3 3 0 0 0 0 0 2 2 2 3 3 3
 B 3 3 3 3 3 3 3 3 5 5 5 5 5 3 3 3



50

Melody (Lyrics)

Snap

Kick Dr.

Congas

J. Gtr.

Guitar Picking

Vla.

Lie la lie, Lie la lie

T 3 2 2 2 2 2 2 7 7 2 7 7 2 7
 A 0 0 3 0 0 0 0 3 3 2 5 2 3 7
 B 3 3 3 3 3 3 3 3 3 3 0 0 0 0 7

52

Melody (Lyrics) lie lie la lie, Lie la lie, Lie la lie 13

Snap

Kick Dr.

Congas

Guitar Picking

Vla.



54

Melody (Lyrics) lie lie la lie, la la la la

Snap

Kick Dr.

Congas

Guitar Picking

Vla.

55

Melody (Lyrics)

lie.

Kick Dr.

Congas

Guitar Picking

Vla.

T 5 2 2 2 3 0 0 0 0 3 0 3 0 0 0

A 0 0 3 0 0 0 0 0 0 3 0 0 0 0 0

B 3 3 3 3 3 3 3 3 3 3 3 3 3 3 3



56

Melody (Lyrics)

Then I'm

Kick Dr.

Congas

J. Gtr.

Guitar Picking

T 2 2 2 2 2 2 2 2 2 2 2 2 2 2 2

A 0 0 3 0 0 0 0 0 0 0 0 0 0 0 0

B 3 3 3 3 3 3 3 3 3 3 3 3 3 3 3

57

Melody (Lyrics)

Kick Dr.

Congas

J. Gtr.

Guitar Picking



58

Melody (Lyrics)

Kick Dr.

Congas

Guitar Picking

59

Melody (Lyrics)

Kick Dr.

Congas

J. Gtr.

Guitar Picking



61

Melody (Lyrics)

Kick Dr.

Congas

Guitar Picking



62

Melody (Lyrics)

Kick Dr.

Congas


Guitar Picking

64

Melody (Lyrics) 

Kick Dr. 


Congas 


J. Gtr. 


Guitar Picking 





66


Melody (Lyrics) 

Harm. 

Kick Dr. 

Congas 

J. Gtr. 

Guitar Picking 

In the clear ing stands a box

68

Melody (Lyrics)

Harm.

Kick Dr.

Congas

Guitar Picking

T		2			2			2	2		2	
A	0	3	3	0	5	0	0	3	3	3	3	2
B	3	3	3	5	5	5	3	3	3	2	2	2



69

Melody (Lyrics)

Harm.

Kick Dr.

Congas

Guitar Picking

T	2	2	7	7	2	7	7	2	5	5	2	5
A	0	0	0	0	2	2	5	0	0	4	0	4
B	0	0	0	0	0	7	0	0	0	0	0	5

70

Melody (Lyrics) er of ev e ry glove that laid

Harm.

Kick Dr.

Congas

Guitar Picking

T	5	2	5	5	2	5	5	2	5	5	2	5
A	0	0	4		0	0	4	0	0	4	0	4
B	5	5	5	5	5	5	5	5	5	5	5	5



71

Melody (Lyrics) him down Or cut him till he cried

Harm.

Kick Dr.

Congas

Guitar Picking

T	5	2	5	5	2	5	5	5	2	3	3	3	3	2	5
A	0	0	4		0	0	4	0	0	0	0	0	0	0	7
B	5	5	5	5	5	5	5	3	3	3	3	3	3	5	5

72

Melody (Lyrics)

Kick Dr.

Congas

Guitar Picking

T	5	2	2	2	2	5	2	3	3	2	9
A	0	0	3	0	0	0	0	3	3	3	0
B	3	3	3	3	3	3	3	3	3	3	3
	5	5	5	5	5	5	5	9	9	9	3



73

Melody (Lyrics)

Kick Dr.

Congas

Guitar Picking

T	9	2	7	7	2	7	7	2	5	5	2	5
A	3	2	3	3	2	5	7	0	0	0	0	0
B	0	0	0	0	7	5	2	0	0	0	0	2
						5	5			5	5	



74

Melody (Lyrics)

Kick Dr.

Congas

Guitar Picking

T	5	3	3	3	3	3	3	3	3	2	2	5	5
A	3	3	3	3	3	3	3	3	3	0	0	0	0
B	3	3	3	3	3	3	3	3	3	3	3	3	3
	3	3	3	3	3	3	3	3	3	3	3	3	3

78

Melody (Lyrics)

Snap

Kick Dr.

Congas

Guitar Picking

Syn. Br.

Vla.



80

Melody (Lyrics)

Snap

Kick Dr.

Congas

Guitar Picking

Syn. Br.

Vla.

82

Melody (Lyrics)

Snap

Kick Dr.

Congas

Guitar Picking

Syn. Br.

Vla.



84

Melody (Lyrics)

Snap

Kick Dr.

Congas

Guitar Picking

Syn. Br.

Vla.

86

Melody (Lyrics)

Snap

Kick Dr.

Congas

Guitar Picking

Syn. Br.

Vla.



88

Melody (Lyrics)

Snap

Kick Dr.

Congas

Guitar Picking

Syn. Br.

Vla.

90

Melody (Lyrics)

Snap

Kick Dr.

Congas

Guitar Picking

Syn. Br.

Vla.



92

Melody (Lyrics)

Snap

Kick Dr.

Congas

Guitar Picking

Syn. Br.

Vla.

94

Melody (Lyrics)

Snap

Kick Dr.

Congas

Guitar Picking

Syn. Br.

Vla.



96

Melody (Lyrics)

Snap

Kick Dr.

Congas

Guitar Picking

Syn. Br.

Vla.

98

Melody (Lyrics)

Snap

Kick Dr.

Congas

Guitar Picking

Syn. Br.

Vla.



100

Melody (Lyrics)

Snap

Kick Dr.

Congas

Guitar Picking

Syn. Br.

Vla.

102

Melody (Lyrics)

Snap

Kick Dr.

Congas

Guitar Picking

Syn. Br.

Vla.



104

Melody (Lyrics)

Snap

Kick Dr.

Congas

Guitar Picking

Syn. Br.

Vla.

106

Melody (Lyrics)

Snap

Kick Dr.

Congas

Guitar Picking

Syn. Br.

Vla.



108

Melody (Lyrics)

Snap

Kick Dr.

Congas

Guitar Picking

Syn. Br.

Vla.

110

Melody (Lyrics)

Kick Dr.

Congas

Guitar Picking

Syn. Br.

Vla.

La La La



112

Melody (Lyrics)

Kick Dr.


Congas

Guitar Picking

La

114

Melody (Lyrics)  La La

Kick Dr. 

Congas 

Guitar Picking 



116

Kick Dr. 

Congas 

J. Gtr. 

Guitar Picking 



118

Kick Dr. 

Congas 

J. Gtr. 

Guitar Picking 

Simon & Garfunkel - The Boxer

Melody (Lyrics)

♩ = 91,999985

I am just a poor boy though my story's seldom told I have squandered my resistance For a pocket full of mumbles, such are promises

All lies and jest, still a man hears what he wants to hear And disregards the rest m m m m m m m m m m

When I left my home and my family, I was no more than a boy In the company of strangers In the quiet of a railway station, running scared Lay ing low,

seek ing out the poorer quarters Where the rag ged peo ple go

Look ing for the places on ly they would know Lie la lie,

Lie la lie lie lie la lie, Lie la lie lie lie la lie, la la la la lie. V.S.

2

Melody (Lyrics)

♩ = 93,000038 ♩ = 93,999985

29

Ask ing on ly work man's wa ges I come look ing for a

32

job But I get no of fers Just a come on from the whores on Se venth A ve nue

35

I do de clare, there were times when I was so

37

lone some I took some com fort there La la la la la la la la

39

Lie la lie, Lie la lie

52

lie lie la lie, Lie la lie, Lie la lie lie lie la lie, la la la la lie.

56

Then I'm lay ing out my win ter clothes and

58

wish ing I was gone Go ing home where the New York Ci ty win ters aren't

61


bleedng me Lead ing me e, go ing home.

67

In the clear ing stands a box er and a fight er by his

69

trade And he car ries a re mind er of ev er y love that laid him low Or cut him till he ried

72

out in his an ger and his shame I am leav ing, I am

74

leav ing But the fight er still rem mains m m m Lie la lie,

78

Lie la lie lie lie la lie, Lie la lie,.....

82

Lie la lie lie lie la lie, Lie la lie,.....

86

Lie la lie lie lie la lie, Lie la lie,.....

90

Lie la lie lie lie la lie, Lie la lie,.....

94

Lie la lie lie lie la lie, Lie la lie,.....

98

Lie la lie lie lie la lie, Lie la lie,.....

102

Lie la lie lie lie la lie, Lie la lie,.....

4

Melody (Lyrics)

106

3

110

La La La La

113

2 5

La La

Harmonica

Simon & Garfunkel - The Boxer

♩ = 88,880023 ♩ = 91,99985 ♩ = 93,00038

11

15

19

8 ♩ = 93,00003

30

37 ♩ = 93,99985

70

71

49

Simon & Garfunkel - The Boxer

Snap

The musical score is written for guitar and consists of eight staves. The first staff begins with a 4/4 time signature and a key signature of one sharp (F#). Above the staff, there are two tempo markings: $\text{♩} = 88,000023$ and $\text{♩} = 91,999985$, followed by a measure rest and a tempo marking $\text{♩} = 93,000038$. The first two measures of the first staff are marked with a large **11**. The first staff ends with a measure rest and a tempo marking $\text{♩} = 93,000038$. The second staff begins with a measure rest and a tempo marking $\text{♩} = 93,999985$, followed by a large **21**. The second staff ends with a measure rest and a tempo marking $\text{♩} = 93,000038$. The third staff begins with a measure rest and a large **22**. The third staff ends with a measure rest and a tempo marking $\text{♩} = 93,000038$. The fourth staff begins with a measure rest and a tempo marking $\text{♩} = 93,000038$. The fourth staff ends with a measure rest and a tempo marking $\text{♩} = 93,999985$. The fifth staff begins with a measure rest and a tempo marking $\text{♩} = 93,000038$. The fifth staff ends with a measure rest and a tempo marking $\text{♩} = 93,999985$. The sixth staff begins with a measure rest and a tempo marking $\text{♩} = 93,000038$. The sixth staff ends with a measure rest and a tempo marking $\text{♩} = 93,999985$. The seventh staff begins with a measure rest and a tempo marking $\text{♩} = 93,000038$. The seventh staff ends with a measure rest and a tempo marking $\text{♩} = 93,999985$. The eighth staff begins with a measure rest and a tempo marking $\text{♩} = 93,000038$. The eighth staff ends with a measure rest and a tempo marking $\text{♩} = 93,999985$. The score uses various musical notations including rests, beams, and slurs. The guitar snap notation is represented by a circled 'S' with a dot, often accompanied by an asterisk and a slur.

Simon & Garfunkel - The Boxer

Kick Dr.

♩ = 88,000038 ♩ = 91,999985 ♩ = 93,000038

11



16



21



26

♩ = 93,000038 ♩ = 93,999985



31



36



41



46



51



56



V.S.

61



66



71



76



81



86



91



96



101



106



111



116



Congas

Simon & Garfunkel - The Boxer

♩ = 88,80002323 ♩ = 91,999985 ♩ = 93,000038

11 **15**

29 ♩ = 93,000038 ♩ = 93,999985

32

35

38

41

44

47

50

53

V.S.

56



59



62



65



68



71



74



77



80



83



86



89



92



95



98



101



104



107



110

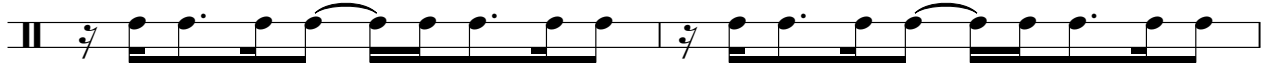


113

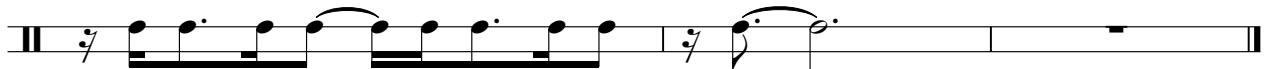


V.S.

116



118



888000023 $\text{♩} = 91,999985$

3 3

10 $\text{♩} = 93,000038$

2 9

23 $\text{♩} = 93,000038$ $\text{♩} = 93,999985$

4 18

48

5

57

4

65

48

116

48

Simon & Garfunkel - The Boxer

Guitar Picking

♩ = 88,000023 = 88,000023 ♩ = 91,999985

3

5

7

9

11

13 ♩ = 93,000038

15

17

19

V.S.

Guitar Picking

21

Exercise 21: A guitar tab with three staves (T, A, B). The top staff (T) contains a sequence of numbers: 5, 3, 3, 3, 3, 3, 3, 3, 3, 3, 3, 2, 2, 2, 5, 5. The middle staff (A) contains: 3, 3, 3, 3, 3, 3, 3, 3, 3, 3, 3, 0, 0, 0, 0, 0, 2, 2. The bottom staff (B) contains: 3, 3, 3, 3, 3, 3, 3, 3, 3, 3, 3, 3, 3, 3, 3, 5, 5, 5, 5, 5.

23

Exercise 23: A guitar tab with three staves (T, A, B). The top staff (T) contains: 5, 3, 3, 3, 3, 2, 2, 2, 2, 2, 7, 7, 7, 2, 7. The middle staff (A) contains: 3, 3, 3, 3, 3, 0, 0, 0, 0, 0, 3, 3, 3, 2, 3. The bottom staff (B) contains: 3, 3, 3, 3, 3, 3, 3, 3, 3, 3, 3, 3, 3, 0, 0, 0, 0, 2, 2, 2, 2.

25

Exercise 25: A guitar tab with three staves (T, A, B). The top staff (T) contains: 7, 7, 7, 2, 7, 2, 7, 2, 7, 5, 5, 5, 5, 5, 2, 7, 7, 7, 2, 7. The middle staff (A) contains: 0, 3, 3, 3, 2, 2, 2, 0, 2, 2, 0, 2, 2, 0, 2, 0, 2, 0, 2. The bottom staff (B) contains: 0, 0, 0, 0, 0, 2, 5, 5, 5, 5, 5, 5, 5, 5, 5, 0, 0, 0, 0, 0, 2, 2, 2, 2, 2.

27

Exercise 27: A guitar tab with three staves (T, A, B). The top staff (T) contains: 7, 2, 2, 7, 2, 7, 2, 7, 5, 5, 5, 5, 5, 2, 2, 2, 2. The middle staff (A) contains: 0, 3, 3, 3, 2, 2, 2, 0, 2, 2, 0, 2, 2, 0, 0, 0, 0, 0, 5, 0. The bottom staff (B) contains: 0, 0, 0, 2, 2, 2, 5, 5, 5, 5, 5, 5, 5, 5, 5, 3, 3, 3, 5, 5, 5, 5, 5.

29

♩ = 93,000038 ♩ = 93,999985

Exercise 29: A guitar tab with three staves (T, A, B). The top staff (T) contains: 2, 3, 3, 2, 2, 2, 2, 2, 2, 2, 2, 2, 2, 2, 2. The middle staff (A) contains: 0, 0, 0, 0, 5, 0. The bottom staff (B) contains: 3, 3, 3, 5, 5, 5, 3, 3, 3, 5, 5, 5, 3, 3, 3, 5, 5, 5, 3, 3, 3, 5, 5, 5.

31

Exercise 31: A guitar tab with three staves (T, A, B). The top staff (T) contains: 2, 3, 3, 2, 2, 2, 2, 2, 2, 2, 7, 7, 2, 2, 7, 5, 5, 5. The middle staff (A) contains: 0, 0, 0, 0, 5, 0, 0, 0, 0, 0, 2, 2, 2, 2, 0, 0, 0, 0, 0, 0, 0, 0, 0, 0, 0. The bottom staff (B) contains: 3, 3, 3, 5, 5, 5, 3, 3, 3, 2, 2, 2, 0, 0, 0, 0, 7, 0, 0, 0, 0, 0, 0, 0, 0, 2, 0, 2, 2.

33

Exercise 33: A guitar tab with three staves (T, A, B). The top staff (T) contains: 5, 5, 5, 5, 5, 5, 5, 5, 5, 5, 5, 5, 5, 5, 5, 2, 2, 5, 2, 2, 5. The middle staff (A) contains: 0, 0. The bottom staff (B) contains: 5, 5, 5, 0, 0, 0, 0, 5, 5, 5, 0, 0, 0, 5, 5, 5, 5, 5, 5, 3, 3, 3, 3, 3, 3, 3, 3, 3, 3, 5, 5, 5, 5, 5.

35

Exercise 35: A guitar tab with three staves (T, A, B). The top staff (T) contains: 5, 2, 5, 5, 2, 2, 9, 9, 2, 7, 7, 2, 7, 7, 5, 5, 5, 5. The middle staff (A) contains: 0, 0, 0, 0, 0, 0, 0, 0, 0, 0, 2, 2, 2, 2, 0, 0, 0, 0, 0, 0, 0, 0, 0, 0, 0, 0, 0, 0, 0, 0, 0, 0. The bottom staff (B) contains: 3, 3, 3, 3, 3, 3, 3, 3, 3, 3, 5, 5, 5, 3, 3, 3, 3, 2, 2, 2, 0, 0, 0, 0, 0, 0, 0, 0, 0, 0, 0, 0, 5, 5, 5, 5, 5.

37

Exercise 37: A guitar tab with three staves (T, A, B). The top staff (T) contains: 5, 3, 3, 3, 3, 3, 3, 3, 3, 3, 3, 2, 2, 2, 5, 5. The middle staff (A) contains: 3, 3, 3, 3, 3, 3, 3, 3, 3, 3, 3, 0. The bottom staff (B) contains: 3, 3, 3, 3, 3, 3, 3, 3, 3, 3, 3, 3, 3, 3, 3, 5, 5, 5, 5, 5, 5, 5, 5, 5, 5, 5, 5, 5, 5, 5, 5, 5, 5.

39

Exercise 39: A guitar tab with three staves (T, A, B). The top staff (T) contains: 5, 5, 5, 5, 5, 5, 5, 5, 5, 5, 5, 2, 3, 3, 2, 2. The middle staff (A) contains: 0, 0, 0, 0, 0, 0, 0, 0, 0, 0, 0, 0, 3, 3, 3, 0, 3, 3, 3, 0, 5, 0. The bottom staff (B) contains: 5, 5, 5, 5, 5, 3, 3, 3, 5.

41

Exercise 41: A three-measure guitar tab. The first measure contains a sequence of notes on the top three strings (T, A, B) with fret numbers 2, 3, 3, 0, 0, 0, 3, 7, 0, 0, 0, 2, 2, 2, 3, 7, 0, 0, 0. The second measure contains 0, 0, 0, 0, 0, 0, 0, 0, 0, 0, 0, 0, 2, 2, 0, 0, 0, 0. The third measure contains 3, 3, 3, 3, 3, 3, 3, 3, 3, 3, 3, 3, 2, 0, 0, 0, 0. The strings are labeled T, A, B on the left.

43

Exercise 43: A three-measure guitar tab. The first measure contains 7, 5, 5, 5, 5, 5, 5, 5, 5, 5, 5, 5, 2, 2, 2, 2, 5, 5, 5, 5. The second measure contains 5, 5, 5, 5, 5, 5, 5, 5, 5, 5, 5, 5, 0, 0, 0, 0, 0, 0. The third measure contains 5, 5, 5, 5, 5, 5, 5, 5, 5, 5, 5, 5, 0, 0, 0, 0, 0, 0. The strings are labeled T, A, B on the left.

45

Exercise 45: A three-measure guitar tab. The first measure contains 5, 2, 3, 3, 0, 0, 2, 5, 5, 2, 3, 3, 2, 5, 5, 5, 5, 5, 5, 5. The second measure contains 5, 5, 2, 3, 3, 0, 0, 2, 9, 9, 2, 7, 7, 2, 7, 3, 7, 2, 5, 7. The third measure contains 5, 5, 5, 9, 9, 2, 0, 0, 0, 0, 0, 0, 0, 0, 0, 0, 0, 0, 0, 0. The strings are labeled T, A, B on the left.

47

Exercise 47: A three-measure guitar tab. The first measure contains 7, 5, 5, 5, 5, 5, 5, 5, 3, 3, 3, 3, 3, 3, 3, 3, 2, 2, 3, 3. The second measure contains 3, 3, 3, 3, 3, 3, 3, 3, 3, 3, 3, 3, 0, 0, 3, 0, 0, 0. The third measure contains 3, 3, 3, 3, 3, 3, 3, 3, 3, 3, 3, 3, 3, 3, 3, 3, 3, 3, 3, 3. The strings are labeled T, A, B on the left.

49

Exercise 49: A three-measure guitar tab. The first measure contains 5, 2, 2, 0, 0, 0, 3, 3, 3, 3, 3, 3, 3, 3, 3, 3, 3, 3, 3, 3. The second measure contains 3, 2, 3, 3, 0, 0, 0, 0, 0, 0, 3, 3, 0, 0, 0. The third measure contains 3, 3, 3, 3, 3, 3, 3, 3, 3, 3, 3, 3, 3, 3, 3, 3, 3, 3, 3, 3. The strings are labeled T, A, B on the left.

51

Exercise 51: A three-measure guitar tab. The first measure contains 2, 7, 7, 3, 7, 2, 5, 7, 2, 3, 7, 7, 2, 7, 7, 3, 7, 7, 2, 7, 7. The second measure contains 7, 2, 5, 5, 2, 5, 5, 2, 5, 5, 2, 5, 5, 2, 5, 5, 2, 5, 5, 2, 5, 5. The third measure contains 5, 5. The strings are labeled T, A, B on the left.

53

Exercise 53: A three-measure guitar tab. The first measure contains 5, 2, 7, 7, 3, 7, 2, 5, 7, 2, 3, 7, 7, 2, 7, 7, 3, 7, 7, 2, 7, 7. The second measure contains 7, 2, 2, 5, 2, 2, 2, 2, 2, 2, 2, 2, 2, 2, 2, 2, 2, 2, 2, 2, 2, 2. The third measure contains 5, 5. The strings are labeled T, A, B on the left.

55

Exercise 55: A three-measure guitar tab. The first measure contains 5, 2, 3, 3, 0, 0, 0, 0, 0, 0, 0, 0, 0, 0, 0, 0, 0, 0, 0, 0. The second measure contains 0, 0, 0, 0, 0, 0, 0, 0, 0, 0, 0, 0, 0, 0, 0, 0, 0, 0, 0, 0. The third measure contains 3, 3. The strings are labeled T, A, B on the left.

57

Exercise 57: A three-measure guitar tab. The first measure contains 2, 3, 3, 0, 0, 0, 5, 0, 0, 0, 0, 0, 0, 5, 0, 0, 5, 0, 0, 5, 0. The second measure contains 0, 0. The third measure contains 3, 3, 3, 2, 2, 2, 0, 0, 0, 0, 0, 0, 0, 0, 0, 0, 0, 0, 0, 0, 0, 0. The strings are labeled T, A, B on the left.

59

Exercise 59: A three-measure guitar tab. The first measure contains 7, 5, 5, 5, 2, 5, 5, 5, 2, 5, 5, 5, 2, 5, 5, 5, 2, 5, 5, 5. The second measure contains 5, 5. The third measure contains 5, 5. The strings are labeled T, A, B on the left.

V.S.

Guitar Picking

61

T 5 2 3 3 3 2 5 5 2 2 5 5 2 2 2 2 2 2 2 2

A 0 0 3 3 0 3 7 0 3 3 0 3 7 2 2 2 2 2 2 2 2

B 3 3 3 3 3 3 3 5 5 5 5 3 3 3 3 3 3 3 3 3 3

63

T 2 7 7 7 2 7 2 7 2 7 7 7 2 7 7 5 5 5 5 5 5

A 0 3 3 3 2 3 3 2 3 2 2 2 2 2 2 2 2 2 2 2 2

B 9 0 2 2 2 2 2 2 2 2 2 2 2 2 2 2 2 2 2 2 2

65

T 5 2 5 5 2 5 5 5 2 2 2 2 2 2 2 2 2 2 2 2

A 0 4 0 4 0 0 0 3 3 0 0 0 0 3 3 3 3 3 3 3 3

B 5 5 5 5 5 5 5 3 3 5 3 3 3 5 5 5 5 5 5 5 5

67

T 2 3 3 2 2 2 2 2 2 2 2 2 2 2 2 2 2 2 2 2

A 0 0 3 0 5 0 0 0 3 0 5 0 0 0 3 3 3 3 3 3 2

B 3 3 3 5 5 5 3 3 3 5 5 5 3 3 3 5 5 5 3 3 3

69

T 2 2 7 7 2 7 7 2 5 5 2 5 5 2 5 5 2 5 5 2 5

A 0 0 2 2 5 0 0 4 0 4 0 4 0 4 0 4 0 4 0 4 0 4

B 0 0 0 0 0 7 0 0 0 5 5 5 0 0 5 0 0 5 0 0 5

71

T 5 2 5 5 2 5 5 5 2 3 3 3 3 2 5 5 2 2 2 2 9

A 0 4 0 4 0 0 0 3 3 3 3 7 0 0 3 3 3 3 3 3 3 3

B 5 5 5 5 5 5 5 3 3 3 3 5 5 5 5 5 5 5 5 5 5 9 9

73

T 9 2 7 7 2 7 7 2 2 5 2 2 5 3 3 3 3 3 3 3 3

A 3 7 3 7 2 2 2 2 2 2 2 2 2 2 2 2 2 2 2 2 2 2

B 0 0 0 0 7 0 0 0 0 0 0 0 3 3 3 3 3 3 3 3 3 3

75

T 3 2 2 2 5 5 5 3 3 3 3 2 2 2 2 2 2 2 2 2

A 0 0 0 0 0 0 4 0 0 0 2 2 3 3 3 3 3 3 3 3 3 3

B 3 3 3 3 3 3 3 5 5 5 5 5 3 3 3 3 3 3 3 3 3 3

77

T 2 2 2 7 7 7 2 7 7 7 7 2 7 2 7 2 7 5 2 5

A 3 3 3 3 3 3 2 3 3 3 3 3 2 3 3 3 2 0 2 5

B 3 3 3 3 3 3 5 5 5 5 5 2 2 2 2 2 2 2 2 2 2

79

T 5 2 5 5 2 5 5 2 7 7 7 2 7 7 2 2 7 2 7 2 5 5

A 0 2 0 2 0 2 0 0 3 3 3 3 2 3 3 2 0 0 0 0 2 2

B 5 5 5 5 5 5 0 0 0 2 2 2 2 2 2 2 2 2 2 2 2 2

81

TAB notation for exercise 81. The notation shows three staves (T, A, B) with fingerings and picking patterns. The B staff includes a question mark under a note.

83

TAB notation for exercise 83. The notation shows three staves (T, A, B) with fingerings and picking patterns. The B staff includes a question mark under a note.

85

TAB notation for exercise 85. The notation shows three staves (T, A, B) with fingerings and picking patterns. The B staff includes a question mark under a note.

87

TAB notation for exercise 87. The notation shows three staves (T, A, B) with fingerings and picking patterns. The B staff includes a question mark under a note.

89

TAB notation for exercise 89. The notation shows three staves (T, A, B) with fingerings and picking patterns. The B staff includes a question mark under a note.

91

TAB notation for exercise 91. The notation shows three staves (T, A, B) with fingerings and picking patterns. The B staff includes a question mark under a note.

93

TAB notation for exercise 93. The notation shows three staves (T, A, B) with fingerings and picking patterns. The B staff includes a question mark under a note.

95

TAB notation for exercise 95. The notation shows three staves (T, A, B) with fingerings and picking patterns. The B staff includes a question mark under a note.

97

TAB notation for exercise 97. The notation shows three staves (T, A, B) with fingerings and picking patterns. The B staff includes a question mark under a note.

99

TAB notation for exercise 99. The notation shows three staves (T, A, B) with fingerings and picking patterns. The B staff includes a question mark under a note.

V.S.

Guitar Picking

101

Exercise 101: A guitar tab for a two-measure exercise. The first measure contains notes 5, 2, 2, 5, 2, 2, 5, 2, 7, 7, 7, 2, 7 on the top string; 2, 0, 2, 0, 2, 0, 2, 0, 3 on the second; 0, 0, 0, 0, 0, 0, 0, 0, 2 on the third; and 5, 5, 5, 5, 5, 5, 0, 0, 0, 2, 2, 2, 2, 2 on the bass. The second measure contains notes 7, 2, 2, 7, 2, 7, 2, 7, 5 on the top string; 0, 3, 3, 3, 2, 0, 2, 0, 2 on the second; 0, 0, 0, 0, 0, 0, 2, 2, 2, 2, 5, 5, 5, 5 on the third; and 2, 2, 2, 2, 2, 2, 2, 2, 2, 2, 2, 2, 2, 2 on the bass. There are question marks under the 5th and 6th notes of the bass line in the second measure.

103

Exercise 103: A guitar tab for a two-measure exercise. The first measure contains notes 5, 2, 2, 5, 2, 2, 5, 2, 7, 7, 7, 2, 7 on the top string; 2, 0, 2, 0, 2, 0, 2, 0, 3 on the second; 0, 0, 0, 0, 0, 0, 0, 0, 2 on the third; and 5, 5, 5, 5, 5, 5, 0, 0, 0, 2, 2, 2, 2, 2 on the bass. The second measure contains notes 7, 2, 2, 7, 2, 7, 2, 7, 5 on the top string; 0, 3, 3, 3, 2, 0, 2, 0, 2 on the second; 0, 0, 0, 0, 0, 0, 2, 2, 2, 2, 5, 5, 5, 5 on the third; and 2, 2, 2, 2, 2, 2, 2, 2, 2, 2, 2, 2, 2, 2 on the bass. There are question marks under the 5th and 6th notes of the bass line in the second measure.

105

Exercise 105: A guitar tab for a two-measure exercise. The first measure contains notes 5, 2, 2, 5, 2, 2, 5, 2, 7, 7, 7, 2, 7 on the top string; 2, 0, 2, 0, 2, 0, 2, 0, 3 on the second; 0, 0, 0, 0, 0, 0, 0, 0, 2 on the third; and 5, 5, 5, 5, 5, 5, 0, 0, 0, 2, 2, 2, 2, 2 on the bass. The second measure contains notes 7, 2, 2, 7, 2, 7, 2, 7, 5 on the top string; 0, 3, 3, 3, 2, 0, 2, 0, 2 on the second; 0, 0, 0, 0, 0, 0, 2, 2, 2, 2, 5, 5, 5, 5 on the third; and 2, 2, 2, 2, 2, 2, 2, 2, 2, 2, 2, 2, 2, 2 on the bass. There are question marks under the 5th and 6th notes of the bass line in the second measure.

107

Exercise 107: A guitar tab for a two-measure exercise. The first measure contains notes 5, 2, 2, 5, 2, 2, 5, 2, 7, 7, 7, 2, 7 on the top string; 2, 0, 2, 0, 2, 0, 2, 0, 3 on the second; 0, 0, 0, 0, 0, 0, 0, 0, 2 on the third; and 5, 5, 5, 5, 5, 5, 0, 0, 0, 2, 2, 2, 2, 2 on the bass. The second measure contains notes 7, 2, 2, 7, 2, 7, 2, 7, 5 on the top string; 0, 3, 3, 3, 2, 0, 2, 0, 2 on the second; 0, 0, 0, 0, 0, 0, 2, 2, 2, 2, 5, 5, 5, 5 on the third; and 2, 2, 2, 2, 2, 2, 2, 2, 2, 2, 2, 2, 2, 2 on the bass. There are question marks under the 5th and 6th notes of the bass line in the second measure.

109

Exercise 109: A guitar tab for a two-measure exercise. The first measure contains notes 5, 2, 2, 5, 2, 2, 5, 2, 3, 3, 2 on the top string; 0, 0, 0, 0, 0, 0, 0, 0, 0, 5, 0 on the second; 0, 0, 0, 0, 0, 0, 3, 3, 3, 5, 5, 5 on the third; and 5, 5, 5, 0, 0, 0, 3, 3, 3, 5, 5, 5 on the bass. The second measure contains notes 2, 2, 2 on the top string; 3, 3, 0, 5, 0, 0, 0, 3, 3, 3, 3, 3, 2 on the second; 3, 3, 3, 5, 5, 5, 3, 3, 3, 2, 2, 2 on the third; and 3, 3, 3, 5, 5, 5, 3, 3, 3, 2, 2, 2 on the bass.

111

Exercise 111: A guitar tab for a two-measure exercise. The first measure contains notes 2, 2, 7, 7, 2, 7, 7, 2, 5, 5, 2, 5 on the top string; 0, 0, 3, 7, 7, 0, 0, 4, 0, 4 on the second; 0, 0, 0, 0, 0, 0, 0, 0, 0, 5 on the third; and 0, 0, 0, 0, 0, 0, 5, 5, 5, 0, 0, 0 on the bass. The second measure contains notes 5, 2, 5, 5, 2, 5, 5, 2, 5, 5, 2, 5 on the top string; 0, 0, 4, 0, 0, 4, 0, 0, 4, 0, 0, 4 on the second; 5, 5, 5, 0, 0, 0, 0, 0, 0, 5, 5, 5 on the third; and 5, 5, 5, 0, 0, 0, 0, 0, 0, 5, 5, 5 on the bass. There are question marks under the 5th, 6th, and 7th notes of the bass line in the second measure.

113

Exercise 113: A guitar tab for a two-measure exercise. The first measure contains notes 5, 2, 5, 5, 2, 5, 5, 5, 2, 3, 3, 3, 3, 3, 7 on the top string; 0, 0, 4, 0, 0, 4, 0, 0, 0, 0, 0, 0 on the second; 5, 5, 5, 0, 0, 0, 3, 3, 3, 3, 5 on the third; and 5, 5, 5, 0, 0, 0, 5, 5, 5 on the bass. The second measure contains notes 5, 2, 2, 2, 2, 5, 2, 2, 9 on the top string; 0, 0, 3, 3, 0, 0, 0, 0, 0, 0 on the second; 3, 3, 3, 3, 3, 5, 3, 3, 3, 3, 3 on the third; and 3, 3, 3, 3, 3, 5, 5, 5, 9, 9, 9 on the bass.

115

Exercise 115: A guitar tab for a two-measure exercise. The first measure contains notes 9, 2, 7, 7, 2, 7, 7, 5, 5, 2, 2, 5 on the top string; 3, 2, 2, 5, 0, 0, 0, 0, 0 on the second; 0, 0, 0, 0, 5, 2, 5, 5, 2, 2 on the third; and 0, 0, 0, 0, 5, 5, 5, 5, 2 on the bass. The second measure contains notes 5, 3, 3, 3, 3, 3, 3, 3, 3 on the top string; 3, 2, 2, 2, 2, 3, 3, 3, 3, 3, 3 on the second; 3, 3, 3, 3, 3, 3, 3, 3, 3 on the third; and 3, 3, 3, 3, 3, 3, 3, 3, 3 on the bass.

117

Exercise 117: A guitar tab for a two-measure exercise. The first measure contains notes 3, 2, 3, 3, 2, 3, 2, 5 on the top string; 0, 0, 0, 0, 0, 0, 0, 0 on the second; 3, 3, 3, 3, 3, 3, 3, 3 on the third; and 3, 3, 3, 3, 3, 3, 3, 3 on the bass. The second measure contains notes 2, 5, 2, 5 on the top string; 0, 4, 0, 0, 0, 0 on the second; 5, 5, 5, 5, 5 on the third; and 5, 5, 5, 5, 5 on the bass.

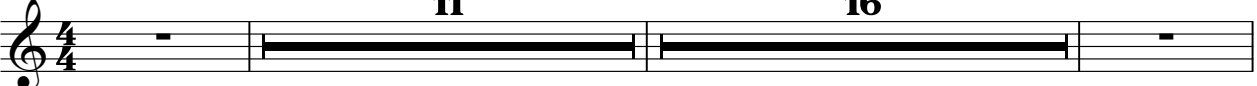
118

Exercise 118: A guitar tab for a two-measure exercise. The first measure contains notes 5, 3, 3, 3, 3, 3, 2, 2 on the top string; 2, 2, 2, 2, 0, 0, 0, 0 on the second; 3, 3, 3, 3, 3, 3, 3, 3 on the third; and 3, 3, 3, 3, 3, 3, 5, 5, 5 on the bass. The second measure contains notes 3, 3, 3, 3 on the top string; 0, 0, 0, 0 on the second; 3, 3, 3, 2, 2 on the third; and 3, 3, 3 on the bass.

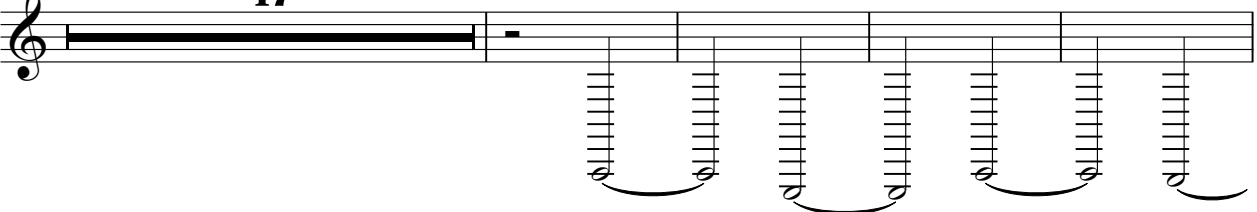
Simon & Garfunkel - The Boxer

Synth Brass

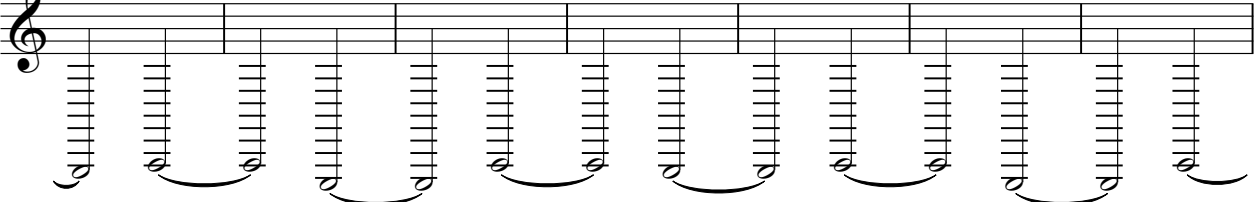
8888000023 = 91,999985 11 = 93,000038 16 = 93,00003



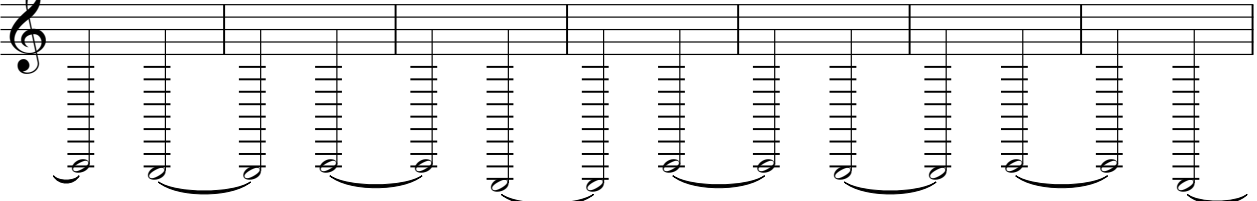
30 = 93,999985 47



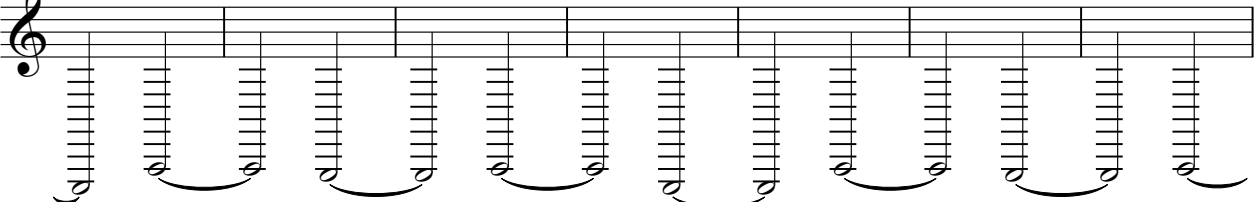
81



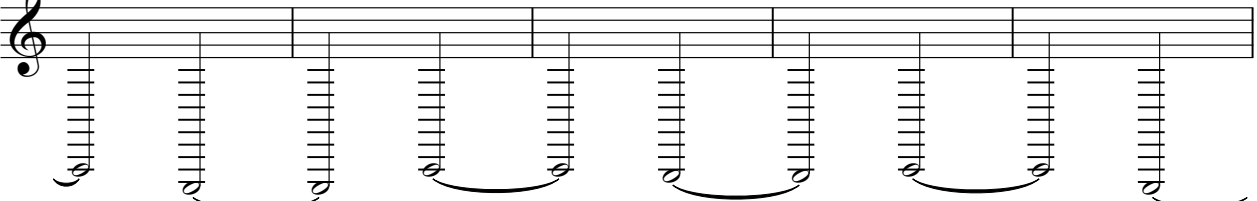
88



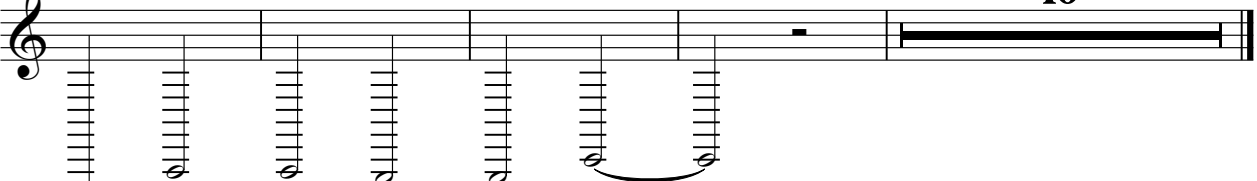
95



102



107 10



Simon & Garfunkel - The Boxer

Solo

♩ = 88,000023 ♩ = 91,999985 ♩ = 93,000038 ♩ = 93,000038 ♩ = 93,999985

11 **16** **11**

41

46

72

Simon & Garfunkel - The Boxer

Viola

8888000023 ♪ = 91,999985 ♪ = 93,000038

11 **11**

26 ♪ = 93,000038 ♪ = 93,999985

21 **21**

52 **21**

78

85

91

97

103

108 **10**