


12




T
A
B 9 9 9 9 9 9 9 9 9 9 9 9 9 9 9 5 5 5 5 7 7 7 7 5 5 5 5 4 4 4 4

Detailed description: This block shows the first system of music, starting at measure 12. It features a treble clef staff with a key signature of one sharp (F#). The melody consists of eighth notes in a rhythmic pattern. Below the staff are three lines for guitar tablature, labeled T, A, and B. The fret numbers are: 9-9-9-9-9-9-9-9-9-9-9-9-9-9-9, followed by 5-5-5-5-7-7-7-7-5-5-5-5-4-4-4-4.

Chorus


13



T
A
B 7 9 7 9 5 5 5 5 5 5 5 5 9 9 9 9 10 10 9 9

Detailed description: This block shows the second system of music, starting at measure 13, which is the beginning of the chorus. It features a treble clef staff with a key signature of one sharp (F#). The melody consists of eighth notes. Below the staff are three lines for guitar tablature, labeled T, A, and B. The fret numbers are: 7 9 7 9, followed by four zeros, then 5 5 5 5 5 5 5 5 9 9 9 9 10 10 9 9.


14



T
A
B 7 9 7 9 0 0 0 0 0 0 2 2 2 2 5 5 5 5 3 3 3 3 5 5 5 5

Detailed description: This block shows the third system of music, starting at measure 14. It features a treble clef staff with a key signature of one sharp (F#). The melody consists of eighth notes. Below the staff are three lines for guitar tablature, labeled T, A, and B. The fret numbers are: 7 9 7 9, followed by four zeros, then 2 2 2 2 5 5 5 5 3 3 3 3 5 5 5 5.


15



T
A
B 7 9 7 9 0 0 0 0 0 0 5 5 5 5 5 5 5 5 9 9 9 9 10 10 9 9

Detailed description: This block shows the fourth system of music, starting at measure 15. It features a treble clef staff with a key signature of one sharp (F#). The melody consists of eighth notes. Below the staff are three lines for guitar tablature, labeled T, A, and B. The fret numbers are: 7 9 7 9, followed by four zeros, then 5 5 5 5 5 5 5 5 9 9 9 9 10 10 9 9.

1. 16



T
A
B 7 9 7 9 0 0 0 0 0 0 2 2 2 2 5 5 5 5 3 3 3 3 5 5 5 5

Detailed description: This block shows the fifth system of music, starting at measure 16. It features a treble clef staff with a key signature of one sharp (F#). The melody consists of eighth notes. Below the staff are three lines for guitar tablature, labeled T, A, and B. The fret numbers are: 7 9 7 9, followed by four zeros, then 2 2 2 2 5 5 5 5 3 3 3 3 5 5 5 5.

♩ = 75
2nd Verse

17

TAB 7 9 7 9 0 0 0 0 0 0 2 2 2 2 5 5 5 5 3 3 3 3 5 5 5 5

3rd Verse

19

♩ = 80
Pre-Chorus

26

TAB 5 5 5 5 5 5 5 5 4 4 4 4 4 4 4 4 7 7 7 7 7 7 7 7 5 5 5 5 5 5 5

27

TAB 8 6 6 6 6 6 8 6 6 6 6 6 6 6 5 5 5 5 7 7 7 7 5 5 5 5 4 4 4 4

28

TAB 10

29

TAB 9 9 9 9 9 9 9 9 9 9 9 9 9 9 9 9 5 5 5 5 7 7 7 7 5 5 5 5 4 4 4 4

Chorus

30

T
A B 7 9 7 9 5 7 5 7 0 0 0 0 0 0 5 5 5 5 5 5 5 5 9 9 9 9 10 10 9 9

31

T
A B 7 9 7 9 2 2 2 2 5 5 5 5 3 3 3 3 5 5 5 5 5 7 5 7 5 7 0 0 0 0 0 0 5 5 5 5 5 5 5 5 5 5 5 5 5 5 5 5 5 5

32

T
A B 7 9 7 9 5 7 5 7 0 0 0 0 0 0 5 5 5 5 5 5 5 5 9 9 9 9 10 10 9 9

33

T
A B 7 9 7 9 2 2 2 2 5 5 5 5 3 3 3 3 5 5 5 5 5 7 5 7 5 7 0 0 0 0 0 0 5 5 5 5 5 5 5 5 5 5 5 5 5 5 5 5 5 5

34

T
A B 7 9 7 9 5 7 5 7 0 0 0 0 0 0 5 5 5 5 5 5 5 5 9 9 9 9 10 10 9 9

35

T
A B 7 9 7 9 2 2 2 2 5 5 5 5 3 3 3 3 5 5 5 5 5 7 5 7 5 7 0 0 0 0 0 0 5 5 5 5 5 5 5 5 5 5 5 5 5 5 5 5 5 5

36

T
A B 7 9 7 9 5 7 5 7 0 0 0 0 0 0 5 5 5 5 5 5 5 5 5 9 9 9 9 10 10 9 9

37

T
A B 7 9 7 9 2 2 2 2 5 5 5 5 3 3 3 3 5 5 5 5 5 5 5 5 5 5 5 5 5 5

38

T
A B 7 9 7 9 5 5 5 5 5 5 5 5 5 9 9 9 9 10 10 9 9

39

T
A B 7 9 7 9 2 2 2 2 5 5 5 5 3 3 3 3 5 5 5 5 5 5 5 5 5 5 9 7

Interlude

41

T
A B (9) (9)

4th Verse

5th Verse

51

T
A B 10 9 10 9 7 9

59

T
A
B

10 9-10-9 7-9 10 9-10-9 7-9 7-6-7-9 10 9-10-9 7-9

63

T
A
B

10 9-10-9 7-9 10 9-10-9 7-9 7-6-7-9 10 9-10-9 7-9

67

T
A
B

10 9-10-9 7-9 10 9-10-9 7-9 7-6-7-9

6th Verse

70

T
A
B

3-3-3-3-3-3-3-3-3-3-3-2-2-3-3-2-2-2-2-2-2-2-2-0-0-0-0-2-2-2-2

71

T
A
B

3-3-3-3-3-3-3-3-3-3-3-2-2-3-3-2-2-2-2-2-2-2-2-0-0-0-0-2-2-2-2

72

T
A
B

3-3-3-3-3-3-3-3-3-3-3-2-2-3-3-2-2-2-2-2-2-2-2-0-0-0-0-2-2-2-2

Chorus

90

T
A B 7 9 7 9 5 7 5 7 0 0 0 0 0 0 5 5 5 5 5 5 5 5 9 9 9 9 10 10 9 9

91

T
A B 7 9 7 9 2 2 2 2 5 5 5 5 3 3 3 3 5 5 5 5 5 7 5 7 5 7 0 0 0 0 0 0 5 5 5 5 5 5 5 5 5 5 5 5 5 5 5 5 5 5

92

T
A B 7 9 7 9 5 7 5 7 0 0 0 0 0 0 5 5 5 5 5 5 5 5 9 9 9 9 10 10 9 9

93

T
A B 7 9 7 9 2 2 2 2 5 5 5 5 3 3 3 3 5 5 5 5 5 7 5 7 5 7 0 0 0 0 0 0 5 5 5 5 5 5 5 5 5 5 5 5 5 5 5 5 5 5

94

T
A B 7 9 7 9 5 7 5 7 0 0 0 0 0 0 5 5 5 5 5 5 5 5 9 9 9 9 10 10 9 9

95

T
A B 7 9 7 9 2 2 2 2 5 5 5 5 3 3 3 3 5 5 5 5 5 7 5 7 5 7 0 0 0 0 0 0 5 5 5 5 5 5 5 5 5 5 5 5 5 5 5 5 5 5

96

T
A B 7 9 7 9 5 7 5 7 0 0 0 0 0 0 5 5 5 5 5 5 5 5 9 9 9 9 10 10 9 9

97

T
A B 7 9 7 9 2 2 2 2 5 5 5 5 3 3 3 3 5 5 5 5 5 5 0 0 0 0 0 0 5 5 5 5 5 5 5 5

98

T
A B 7 9 7 9 5 5 5 5 5 5 5 5 9 9 9 9 10 10 9 9

99

T
A B 7 9 7 9 2 2 2 2 5 5 5 5 3 3 3 3 5 5 5 5 5 5 2 0

Let ring for about 30 s

Outro

101

Fade out... ...and fade in again, Sequence to... "Death Magick for Adepts".

T
A B (2) (2) (2) (2) (2) (2) (2) (2) (0) (0) (0) (0) (0) (0) (0) (0)