

I Stand Alone

Godsmack
Godsmack
The Scorpion King

Words & Music by Sully Erna

Dropped C
①=D ④=C
②=A ⑤=G
③=F ⑥=C

♩ = 84

A - Intro (0:00)

E-Gt

f

T
A
B

			14		14				15		15				15		15	
			X		X				X		X				X		X	
			12		12		0	0	0		13		13		0	0	13	13

T
A
B

			14		14				15		15				15		15	
			X		X				X		X				X		X	
			12		12		0	0	0		13		13		0	0	13	13

T
A
B

			14		14				15		15				15		15	
			X		X				X		X				X		X	
			12		12		0	0	0		13		13		0	0	13	13

T
A
B

			14		14				15		15				15		15	
			X		X				X		X				X		X	
			12		12		0	0	0		13		13		0	0	13	13

5

T
A
B

0 0 0 14 14 0 0 0 15 15 0 0 15 15

1.

6

T
A
B

0 0 0 14 14 0 0 0 15 15 0 0 15 15

2.

7

T
A
B

0 0 0 14 14 0 0 0 15 15 0 0 15

Now I've told
B - 1st Verse (0:23)

you this

once

8

T
A
B

0 0 4 0 0 0 4 0 6 6 6 6

before

can't

control


me

9

T
A
B

0 0 4 0 0 0 4 0 5 3 3 3

10 if you try to take me down you're gonna break



TAB: 0 0 4 0 0 0 0 4 0 6 6 6 6 0 0 4 0 0 0 4 4 4 4 4

Detailed description: This block contains musical notation for measures 10 and 11. The lyrics are "if you try to take me down you're gonna break". The notation features a treble clef and a series of chords. The guitar tab below shows fingerings for each note, with 0 representing an open string. The tab is arranged in three lines: TAB, A, and B.


12 Now I feel your every nothing



TAB: 0 0 4 0 0 0 4 0 6 6 6 0 0 4 0 6 6 6

Detailed description: This block contains musical notation for measures 12 and 13. The lyrics are "Now I feel your every nothing". The notation features a treble clef and a series of chords. The guitar tab below shows fingerings for each note, with 0 representing an open string. The tab is arranged in three lines: TAB, A, and B.


13 that you're doing for me



TAB: 0 0 4 0 0 0 4 0 5 3 3 5 3 3 5 3 3

Detailed description: This block contains musical notation for measures 13 and 14. The lyrics are "that you're doing for me". The notation features a treble clef and a series of chords. The guitar tab below shows fingerings for each note, with 0 representing an open string. The tab is arranged in three lines: TAB, A, and B.

14 I'm picking you out of me you run away




TAB: 0 0 4 0 0 0 4 0 6 6 6 8 8 0 4 0 6 6 6 8 8 6 6

Detailed description: This block contains musical notation for measures 14 and 15. The lyrics are "I'm picking you out of me you run away". The notation features a treble clef and a series of chords. The guitar tab below shows fingerings for each note, with 0 representing an open string. The tab is arranged in three lines: TAB, A, and B.

1 | C - 1st Chorus (0:45) | stand alone

16



TAB: 0 0 0 14 X 12 14 12 0 0 0 15 X 13 15 X 13 0 0 15 X 13 15 X 13

Detailed description: This block contains musical notation for measures 16 and 17. The lyrics are "C - 1st Chorus (0:45) | stand alone". The notation features a treble clef and a series of chords. The guitar tab below shows fingerings for each note, with 0 representing an open string. The tab is arranged in three lines: TAB, A, and B.

17

inside

TAB: 0 0 0 14 X 12 14 12 0 0 0 15 X 13 15 X 13 0 0 15 X 13 15 X 13

18

stand alone

TAB: 0 0 0 14 X 12 14 12 0 0 0 15 X 13 15 X 13 0 0 15 X 13 15 X 13

19

TAB: 0 0 0 14 X 12 14 12 0 0 0 15 X 13 15 X 13 0 0 15 X 13

You're always hiding be

B - 2nd Verse (0:57)

20

TAB: 0 0 4 0 0 0 0 4 0 6 6 6 6
0 0 4 0 0 0 0 4 0 6 6 6 6
0 0 4 0 0 0 0 4 0 6 6 6 6

hind your so-called goddess

21

TAB: 0 0 4 0 0 0 0 4 0 5 3 3
0 0 4 0 0 0 0 4 0 5 3 3
0 0 4 0 0 0 0 4 0 5 3 3

22 So what you don't think that we can see your face

T
A
B

0	0	4	0	0	0	4	0	6	6	6	6	0	0	4	0	0	0	4	4	4	4	4
0	0	4	0	0	0	4	0	6	6	6	6	0	0	4	0	0	0	4	4	4	4	4
0	0	4	0	0	0	4	0	6	6	6	6	0	0	4	0	0	0	4	4	4	4	4

24 You resurrected back

T
A
B

0	0	4	0	0	0	4	0	6	6	6	0	0	4	0	0	0	4	4	4	4	4
0	0	4	0	0	0	4	0	6	6	6	0	0	4	0	0	0	4	4	4	4	4
0	0	4	0	0	0	4	0	6	6	6	0	0	4	0	0	0	4	4	4	4	4

25 before the final fallen

T
A
B

0	0	4	0	0	0	4	0	5	3	3	0	0	4	0	0	0	4	4	4	4	4
0	0	4	0	0	0	4	0	5	3	3	0	0	4	0	0	0	4	4	4	4	4
0	0	4	0	0	0	4	0	5	3	3	0	0	4	0	0	0	4	4	4	4	4

26 Now never rest until

T
A
B

0	0	4	0	0	0	4	0	6	6	6	0	0	4	0	0	0	4	4	4	4	4
0	0	4	0	0	0	4	0	6	6	6	0	0	4	0	0	0	4	4	4	4	4
0	0	4	0	0	0	4	0	6	6	6	0	0	4	0	0	0	4	4	4	4	4

27 I can make my own

T
A
B

0	0	4	0	0	0	4	0	5	3	3	0	0	4	0	0	0	4	4	4	4	4
0	0	4	0	0	0	4	0	5	3	3	0	0	4	0	0	0	4	4	4	4	4
0	0	4	0	0	0	4	0	5	3	3	0	0	4	0	0	0	4	4	4	4	4

way I'm not afraid of fading

D - Pre-chorus (1:19)

28

I stand alone

E - 2nd Chorus (1:25)

30

feeling your

31

sting down inside me I'm not dying for it

32

I stand alone

34

35 Everything

T
A
B

0 0 0 14 14 0 0 0 15 15 0 0 15 13

36 that I believe

T
A
B

5 5 5 5 5 5 5 5 5 5 5 5 5 5 8 8 8

37 is fading

T
A
B

8 8 8 8 8 0 1 1 1 1

38 I stand alone

T
A
B

0 0 0 14 14 0 0 0 15 15 0 0 15 15 13 13

39 inside

T
A
B

0 0 0 14 14 0 0 0 15 15 0 0 15 15 13 13

40 I stand alone

T
A
B

0 0 0 14 14 15 15 15 15
X X X X X X X
12 12 13 13 0 0 13 13

41 And now It's my

F - Bridge (1:59)

T
A
B

0 0 0 14 14 15 15 15 15
X X X X X X X
12 12 13 13 0 0 13 13

3 (3)
2 (2)
0 (0)
0 (0)
0 (0)

44 time It's my time to dream Dream of the

T
A
B

3 3 5 3 3 5 0 3 3 3 0 1 1 1
X X

48 sky Make me believe that this place is Invaded by the poison In me It helped me decide

T
A
B

0 0 3 3 (3) (2) (0)
0 0 0 0 (0) (0)

0 3 3 3 0 1 1 1

54 If my fire will burn out before you can breathe Breathe into

T
A
B

0 0 3 3 (3) (2) (0) 0 3 3 3 0 1 1 1
0 0 0 0 (0) (0)

0 3 3 3 0 1 1 1

64 I stand alone

TAB 0 0 0 14 14 15 15 15 15
 X X X X
 12 12 13 13 13 13

65 feeling your

TAB 0 0 0 14 14 15 15 15
 X X X X
 12 12 13 13 13

66 sting down inside me I'm not dying for it

TAB 5 5 5 5 5 5 5 5 8 8 8 8 8 8 8 8
 5 5 5 5 5 5 5 5 8 8 8 8 8 8 8 8

68 I stand alone

TAB 0 0 0 14 14 15 15 15 15
 X X X X
 12 12 13 13 13 13

69 Everything

TAB 0 0 0 14 14 15 15 15
 X X X X
 12 12 13 13 13

70 that I believe

70 that I believe

T
A
B

5 5 5 5 5 5 5 5 8 8
5 5 5 5 5 5 5 5 8 8

71 is fading

71 is fading

T
A
B

8 8 8 8 8 0 1 1 1 1
8 8 8 8 8 0 1 1 1 1

72 I stand alone

72 I stand alone

T
A
B

14 14 15 15 15 15
X X X X
12 12 13 13 13 13
0 0 0 0 0 0

73 inside

73 inside

T
A
B

14 14 15 15 15 15
X X X X
12 12 13 13 13 13
0 0 0 0 0 0

74 I stand alone

74 I stand alone

T
A
B

14 14 15 15 15 15
X X X X
12 12 13 13 13 13
0 0 0 0 0 0

75

inside

TAB

0	0	0	14	14	0	0	0	15	15	0	0	15	15
			X	X				X	X			X	X
			12	12				13	13			13	13

76

I

stand alone

TAB

0	0	0	7	7	0	0	0	8	8	0	0	8	8
			X	X				X	X			X	X
			7	7				8	8			8	8

77

inside

TAB

0	0	0	7	7	0	0	0	8	8	0	0	8	8
			X	X				X	X			X	X
			7	7				8	8			8	8