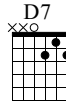
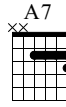
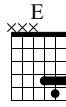
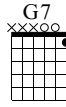
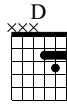
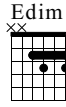


# Brain Damage

Pink Floyd

The Dark Side Of The Moon

Words & Music by Roger Waters



Standard tuning

♩ = 68

Edim D

E-Gt

*f* *let ring*

TAB

verse

TAB

G7 D

TAB

E A7 D

TAB

14

G7 D

TAB

17

E A7

TAB

21

D D7

TAB

24

TAB

27

TAB

30

TAB

34 **G7** **D**

TAB

38 **E** **A7** **D** **D**

TAB

42 **E** **A7** **D** **D7**

TAB

46

TAB

49

TAB

52

TAB

56 **G7** **D**

TAB

2	2	2	2	1	1	1	2	2	2	2
3	3	3	3	0	0	0	3	3	3	3
2	2	2	2	0	0	0	2	2	2	2

59 **E** **A7**

TAB

1	1	1	1	2	2	2	2	4	4	4	4	3	3	3	3
0	0	0	0	3	3	3	3	5	5	5	5	2	2	2	2
0	0	0	0	2	2	2	2	4	4	4	4	2	2	2	2

63 **D** **E** **A7**

TAB

2	2	0	0	2	2	2	2	4	4	4	4	3	3	3	3
3	3	3	3	3	3	3	3	5	5	5	5	2	2	2	2
2	2	2	2	2	2	2	2	4	4	4	4	2	2	2	2

67 **D**

TAB

2	2	0	0
3	3	3	3
2	2	2	2